


***FINANCIAL REPORTS
FOR THE MONTH OF
MARCH, 2019***

***BRADFORD
EXEMPTED VILLAGE
SCHOOL DISTRICT***



Begin Balance	MTD Receipts	FYTD Receipts	MTD Expenditures	FYTD Expenditures	Current Fund Balance	Current Encumbrances	Unencumbered Fund Balance	
TOTAL FOR Fund 001 - GENERAL:	91,940,415.63	965,831.75	5,751,978.73	689,712.19	5,006,972.94	6,685,421.42	797,809.31	5,687,612.11
TOTAL FOR Fund 002 - BOND RETIREMENT:	170,889.65	54,181.18	99,016.50	989.19	121,826.99	148,279.16	2,443.75	145,835.41
TOTAL FOR Fund 003 - PERMANENT IMPROVEMENT:	441,263.90	0.00	0.00	0.00	0.00	441,263.90	0.00	441,263.90
TOTAL FOR Fund 006 - FOOD SERVICE:	91,719.10	24,563.32	172,703.47	23,168.79	175,827.15	88,595.42	26,535.50	60,059.92
TOTAL FOR Fund 007 - SPECIAL TRUST:	34,506.36	9,500.00	19,500.00	1,000.00	10,750.00	43,256.36	11,500.00	31,756.36
TOTAL FOR Fund 008 - ENDOWMENT:	54,575.24	119.18	974.99	0.00	0.00	55,550.23	2,000.00	53,550.23
TOTAL FOR Fund 018 - PUBLIC SCHOOL SUPPORT:	33,585.67	145.00	6,909.72	843.33	9,971.21	30,524.18	6,541.96	23,982.22
TOTAL FOR Fund 019 - OTHER GRANT:	22,207.17	0.00	22,542.85	3,339.60	16,293.06	28,456.96	492.90	27,964.06
TOTAL FOR Fund 022 - DISTRICT AGENCY:	1,439.50	0.00	0.00	0.00	24.11	1,415.39	0.00	1,415.39
TOTAL FOR Fund 034 - CLASSROOM FACILITIES MAINT.:	440,920.64	10,881.88	19,440.56	199.51	342.68	460,018.52	0.00	460,018.52
TOTAL FOR Fund 200 - STUDENT MANAGED ACTIVITY:	28,981.13	1,015.00	33,993.14	4,072.37	31,488.16	31,488.11	8,858.16	22,627.95
TOTAL FOR Fund 300 - DISTRICT MANAGED ACTIVITY:	23,892.11	37,006.00	121,701.80	3,346.04	65,406.57	80,187.34	60,995.65	19,251.69
TOTAL FOR Fund 451 - DATA COMMUNICATION FUND:	0.00	1,800.00	3,600.00	0.00	500.00	3,100.00	0.00	3,100.00
TOTAL FOR Fund 499 - MISCELLANEOUS STATE GRANT FUN:	0.00	0.00	2,718.25	0.00	147.50	2,570.75	0.00	2,570.75
TOTAL FOR Fund 572 - TITLE I DISADVANTAGED CHILDR:	148.94	0.00	138,972.73	18,750.62	105,578.47	33,543.20	79.29	33,463.91
TOTAL FOR Fund 590 - IMPROVING TEACHER QUALITY:	0.00	0.00	14,631.10	0.00	0.00	14,631.10	0.00	14,631.10
TOTAL FOR Fund 599 - MISCELLANEOUS FED. GRANT FUND:	15,524.23	0.00	137,318.73	10,748.90	139,682.24	13,160.72	2,050.12	11,110.60
GRAND TOTALS:	7,300,069.27	1,105,063.31	6,546,002.57	748,170.54	5,684,611.08	8,161,460.76	921,246.64	7,240,214.12

Date: 04/01/2019
 Time: 1:46 pm

BRADFORD BOARD OF EDUCATION
 Financial Detail Report for 03/01/2019 - 03/31/2019 by FUND-SCC
 Called from FINSUM to check balances

Page: 1
 (FINDET)

	Begin Balance	Receipts	Expenditures	End Balance
TOTAL FOR FUND-SCC 001 0000 (GENERAL FUND):	6,466,055.50	942,661.34	636,984.53	6,771,732.31
TOTAL FOR FUND-SCC 001 9000 (GENERAL):	5,151.82	0.00	0.00	5,151.82
TOTAL FOR FUND-SCC 001 9002 (SED BUS PURCHASE SET-ASIDES DARKE CO):	31,156.92	0.00	0.00	31,156.92
TOTAL FOR FUND-SCC 001 9003 (NH BUS PURCHASE SET-ASIDES - DARKE CO)	66,502.99	0.00	0.00	66,502.99
TOTAL FOR FUND-SCC 001 9045 (GENERAL):	35,528.13	23,049.03	0.00	58,577.16
TOTAL FOR FUND-SCC 001 9118 (GENERAL FUND EXPENDITURE FOR LITERACY	5,736.74-	0.00	0.00	5,736.74-
TOTAL FOR FUND-SCC 001 9119 (STRIVING READERS GRANT):	17,419.58-	0.00	0.00	17,419.58-
TOTAL FOR FUND-SCC 001 9121 (TEXTBOOK AND INSTRUCTIONAL MATERIALS S	82,244.05	0.00	253.64	81,990.41
TOTAL FOR FUND-SCC 001 9122 (CAPITAL MAINTENANCE SET-ASIDES):	434,022.97-	0.00	0.00	434,022.97-
TOTAL FOR FUND-SCC 001 9125 (Cafeteria Plan Refunds):	651.98	0.00	0.00	651.98
TOTAL FOR FUND-SCC 001 9154 (MEDICAID REIMBURSEMENT):	1,388.56	0.00	0.00	1,388.56
TOTAL FOR FUND-SCC 001 9194 (GENERAL FUND - STATE BUS PURCHASE ALLO	4,229.48	0.00	0.00	4,229.48
TOTAL FOR FUND-SCC 001 9195 (GENERAL FUND - PARITY):	116,690.81	0.00	0.00	116,690.81
TOTAL FOR FUND-SCC 001 9215 (BOOSTER CLUB MONEY FOR FOOD ACTIVITIES	135.36	121.38	166.12	90.62
TOTAL FOR FUND-SCC 001 9221 (TRANSPORATION USING VAN):	131.93-	0.00	0.00	131.93-
TOTAL FOR FUND-SCC 001 9222 (GENERAL):	331.37	0.00	0.00	331.37
TOTAL FOR FUND-SCC 001 9318 (PETTY CASH ACCOUNTS):	100.00-	0.00	0.00	100.00-
TOTAL FOR FUND-SCC 001 9320 (GENERAL):	30.00	0.00	0.00	30.00
TOTAL FOR FUND-SCC 001 9412 (GENERAL STATE SETASIDE):	113,345.65	0.00	0.00	113,345.65
TOTAL FOR FUND-SCC 001 9718 (GENERAL):	62,693.82-	0.00	0.00	62,693.82-
TOTAL FOR FUND-SCC 001 9819 (FEDERAL GRANT EXPENDITURES IN GENERAL	35.72-	0.00	0.00	35.72-
TOTAL FOR FUND-SCC 001 9900 (Previous Years Expenditures):	0.00	0.00	14,307.90	14,307.90-
TOTAL FOR FUND-SCC 002 0000 (BOND RETIREMENT 4.12 MILLS BOND REG/BL	80,459.31	47,257.95	863.04	126,859.22
TOTAL FOR FUND-SCC 002 9020 (BOND RETIREMENT .58 MILLS BOND SITE 20	14,628.86	6,923.23	126.15	21,425.94
TOTAL FOR FUND-SCC 003 0000 (PERMANENT IMPROVEMENT FUND):	441,263.90	0.00	0.00	441,263.90
TOTAL FOR FUND-SCC 006 0000 (LUNCHROOM/FOOD SERVICE):	87,260.89	24,583.32	23,168.79	88,675.42

Date: 04/01/2019
Time: 1:46 pm

BRADFORD BOARD OF EDUCATION
Financial Detail Report for 03/01/2019 - 03/31/2019 by FUND-SCC
Called from FINSUM to check balances

Page: 2
(FINDET)

	Begin Balance	Receipts	Expenditures	End Balance
TOTAL FOR FUND-SCC 006 9318 (PETTY CASH ACCOUNTS):	80.00-	0.00	0.00	80.00-
TOTAL FOR FUND-SCC 007 9000 (UNCLAIMED FUNDS):	489.73	0.00	0.00	489.73
TOTAL FOR FUND-SCC 007 9900 (BRADFORD FIRE & RESCUE SCHOLARSHIP):	1,000.00-	500.00	0.00	500.00-
TOTAL FOR FUND-SCC 007 9901 (CREIGLOW SCHOLARSHIP FUND):	750.00	0.00	0.00	750.00
TOTAL FOR FUND-SCC 007 9902 (BLESSED DIRECTION INC. SCHOLARSHIP):	3,500.00	3,500.00	0.00	7,000.00
TOTAL FOR FUND-SCC 007 9903 (MAX WEAVER SCHOLARSHIP FUND):	500.00	0.00	0.00	500.00
TOTAL FOR FUND-SCC 007 9905 (CHAD NOLAN SCHOLARSHIP/MISC):	4,250.00-	0.00	0.00	4,250.00-
TOTAL FOR FUND-SCC 007 9906 (COVINGTON EAGLES SCHOLARSHIP FUND):	3,274.62	1,000.00	0.00	4,274.62
TOTAL FOR FUND-SCC 007 9907 (PEPSI AND COCA-COLA SCHOLARSHIP FUNDS)	2,500.00	0.00	0.00	2,500.00
TOTAL FOR FUND-SCC 007 9908 (RICHARD "DICK" HARMON SCHOLARSHIP FUND	23,000.00	0.00	0.00	23,000.00
TOTAL FOR FUND-SCC 007 9909 (VERNON LINDEMAN LINEMAN SCHOLARSHIP):	1,000.00	0.00	0.00	1,000.00
TOTAL FOR FUND-SCC 007 9912 (HAROLD MARKER SCHOLARSHIP FUND):	2,000.00	0.00	0.00	2,000.00
TOTAL FOR FUND-SCC 007 9913 (Covington Savings and Loan Scholarship	0.00	500.00	0.00	500.00
TOTAL FOR FUND-SCC 007 9996 (PRODUCTION PAINT FINISHERS GRANT/SPECI	992.01	4,000.00	1,000.00-	5,992.01
TOTAL FOR FUND-SCC 008 0000 (MADE KINDERGARTEN):	10,458.29	22.49	0.00	10,480.78
TOTAL FOR FUND-SCC 008 9202 (BEARD ENDOMMENT):	44,972.76	96.69	0.00	45,069.45
TOTAL FOR FUND-SCC 018 9110 (PRINCIPAL FUND - ELEMENTARY):	12,111.23	0.00	705.48	11,405.75
TOTAL FOR FUND-SCC 018 9113 (ELEMENTARY PRINCIPAL -BOX TOPS):	13,261.17	0.00	10.85	13,250.32
TOTAL FOR FUND-SCC 018 9130 (HIGH SCHOOL PRINCIPAL FUND):	3,412.11	145.00	127.00	3,430.11
TOTAL FOR FUND-SCC 018 9131 (HIGH SCHOOL PRINCIPAL (AFTER PROM) FUN	250.00	0.00	0.00	250.00
TOTAL FOR FUND-SCC 018 9222 (HIGH SCHOOL PRINCIPAL FUND LIBRARY):	2,188.00	0.00	0.00	2,188.00
TOTAL FOR FUND-SCC 019 0000 (OTHER GRANT):	2.85	0.00	0.00	2.85
TOTAL FOR FUND-SCC 019 9001 (SHOPA KIDS IN NEED FOUNDATION GRANT):	0.95	0.00	0.00	0.95
TOTAL FOR FUND-SCC 019 9003 (MIAMI COUNTY FOUNDATION-FEELING GOOD M	1.84	0.00	0.00	1.84
TOTAL FOR FUND-SCC 019 9004 (RADIO & TEL NEWS DIRECTORS FOUND MEDIA	174.02	0.00	0.00	174.02
TOTAL FOR FUND-SCC 019 9005 (ECO GARDEN GRANT MIAMI COUNTY PARK DIS	500.00	0.00	0.00	500.00

Date: 04/01/2019
Time: 1:46 pm

BRADFORD BOARD OF EDUCATION
Financial Detail Report for 03/01/2019 - 03/31/2019 by FUND-SCC
Called from FINSUM to check balances

Page: 3
(FINDET)

	Begin Balance	Receipts	Expenditures	End Balance
TOTAL FOR FUND-SCC 019 9007 (REED - VALEDICTORIAN/MEMORIAL):	309.58	0.00	0.00	309.58
TOTAL FOR FUND-SCC 019 9008 (MIAMI COUNTY FOUNDATION ECO GARDEN GRA	3.75	0.00	0.00	3.75
TOTAL FOR FUND-SCC 019 9009 (ELEMENTARY ART - TROY FOUNDATION):	12.91	0.00	0.00	12.91
TOTAL FOR FUND-SCC 019 9011 (MIAMI COUNTY FOUNDATION ALL ABOARD PRO	102.22	0.00	0.00	102.22
TOTAL FOR FUND-SCC 019 9012 (MAC GRANT):	1,093.18	0.00	0.00	1,093.18
TOTAL FOR FUND-SCC 019 9015 (MIAMI COUNTY FOUNDATION ELEMENTARY GRA	20.25	0.00	0.00	20.25
TOTAL FOR FUND-SCC 019 9017 (EAGLES-COVINGTON DONATION):	5,927.64	0.00	0.00	5,927.64
TOTAL FOR FUND-SCC 019 9018 (MIAMI COUNTY FOUNDATION-ART DISCOVERY	512.62	0.00	0.00	512.62
TOTAL FOR FUND-SCC 019 9019 (MIAMI COUNTY FOUNDATION FALL/ELE HEALT	7,000.00	0.00	0.00	7,000.00
TOTAL FOR FUND-SCC 019 9022 (MISCELLANEOUS FIELD TRIP GRANTS):	758.76	0.00	0.00	758.76
TOTAL FOR FUND-SCC 019 9023 (VIVIAN RUSSELL KINDERGARTEN FUND):	57.87	0.00	0.00	57.87
TOTAL FOR FUND-SCC 019 9024 (ANNA BIER ART GRANT):	993.99	0.00	0.00	993.99
TOTAL FOR FUND-SCC 019 9026 (BELIEVE IN OHIO GRANT):	67.65	0.00	0.00	67.65
TOTAL FOR FUND-SCC 019 9131 (MIAMI COUNTY FOUNDATION SEMI-ANNUAL GR	6,592.08	0.00	3,339.60	3,252.48
TOTAL FOR FUND-SCC 019 9181 (MIAMI COUNTY PARKS - GIZMOS GRANT):	5.00	0.00	0.00	5.00
TOTAL FOR FUND-SCC 019 9222 (OTHER GRANT LIBRARY):	10.00	0.00	0.00	10.00
TOTAL FOR FUND-SCC 019 9230 (OTHER GRANT):	150.00	0.00	0.00	150.00
TOTAL FOR FUND-SCC 019 9410 (GRANT FROM DARKE COUNTY FOUNDATION):	1,100.00	0.00	0.00	1,100.00
TOTAL FOR FUND-SCC 019 9517 (OTHER GRANT):	6,400.00	0.00	0.00	6,400.00
TOTAL FOR FUND-SCC 022 0000 (OHSAA TOURNAMENT ACCOUNTS):	399.54	0.00	0.00	399.54
TOTAL FOR FUND-SCC 022 9718 (DISTRICT AGENCY):	1,015.85	0.00	0.00	1,015.85
TOTAL FOR FUND-SCC 034 0000 (CLASSROOM FACILITY MAINTENANCE):	448,697.61	10,455.15	199.51	458,953.25
TOTAL FOR FUND-SCC 034 9045 (MAINTENANCE FUND DELINQUENCIES):	688.54	426.73	0.00	1,065.27
TOTAL FOR FUND-SCC 200 9000 (MULTIPLE DISABILITIES CLASS):	2,653.37	0.00	102.50	2,550.87
TOTAL FOR FUND-SCC 200 9019 (CLASS OF 2019):	1,920.54	0.00	648.00	1,272.54
TOTAL FOR FUND-SCC 200 9020 (CLASS OF 2020):	2,012.15	0.00	484.75	1,527.40

Date: 04/01/2019
 Time: 1:46 pm

BRADFORD BOARD OF EDUCATION
 Financial Detail Report for 03/01/2019 - 03/31/2019 by FUND-SCC
 Called from FINSUM to check balances

Page: 4
 (FINDET)

	Begin Balance	Receipts	Expenditures	End Balance
TOTAL FOR FUND-SCC 200 9021 (Class of 2021):	2,138.37	120.00	0.00	2,258.37
TOTAL FOR FUND-SCC 200 9022 (CLASS OF 2022):	431.51	0.00	0.00	431.51
TOTAL FOR FUND-SCC 200 9119 (POWER OF THE PEN):	280.00	0.00	0.00	280.00
TOTAL FOR FUND-SCC 200 9128 (SPANISH CLUB):	264.10	0.00	0.00	264.10
TOTAL FOR FUND-SCC 200 9130 (MUSE MACHINE):	2,001.22	0.00	0.00	2,001.22
TOTAL FOR FUND-SCC 200 9131 (DRAMA CLUB):	6,099.49	0.00	0.00	6,099.49
TOTAL FOR FUND-SCC 200 9133 (GLEE CLUB):	368.65	0.00	0.00	368.65
TOTAL FOR FUND-SCC 200 9330 (FUTURE FARMERS OF AMERICA):	5,649.34	800.00	896.92	5,552.42
TOTAL FOR FUND-SCC 200 9400 (HIGH SCHOOL MUSIC DEPARTMENT):	2,549.28	0.00	1,865.95	683.33
TOTAL FOR FUND-SCC 200 9610 (ELEMENTARY STUDENT COUNCIL):	513.56	0.00	0.00	513.56
TOTAL FOR FUND-SCC 200 9630 (HIGH SCHOOL STUDENT COUNCIL):	1,699.00	0.00	0.00	1,699.00
TOTAL FOR FUND-SCC 200 9680 (YEARBOOK):	6,180.17	95.00	74.25	6,200.92
TOTAL FOR FUND-SCC 200 9710 (NATIONAL HONOR SOCIETY):	216.27-	0.00	0.00	216.27-
TOTAL FOR FUND-SCC 300 9001 (HIGH SCHOOL ART):	721.58	0.00	0.00	721.58
TOTAL FOR FUND-SCC 300 9002 (WASHINGTON DC TRIP - 8TH GRADE):	848.13-	4,550.00	0.00	3,701.87
TOTAL FOR FUND-SCC 300 9004 (MEDIA-TECH CLASS):	5.57	0.00	0.00	5.57
TOTAL FOR FUND-SCC 300 9500 (ATHLETIC DIRECTOR):	45,898.96	456.00	3,346.04	43,008.92
TOTAL FOR FUND-SCC 300 9501 (ATHLETIC DIRECTOR FSN):	750.00	0.00	0.00	750.00
TOTAL FOR FUND-SCC 451 9819 (FY19 DATA COMMUNICATIONS):	1,300.00	1,800.00	0.00	3,100.00
TOTAL FOR FUND-SCC 499 9819 (Ohio School Safety Grants):	2,570.75	0.00	0.00	2,570.75
TOTAL FOR FUND-SCC 572 0000 (TITLE I):	485.84	0.00	0.00	485.84
TOTAL FOR FUND-SCC 572 9819 (TITLE ONE 2018-2019 SCHOOL YEAR):	51,807.98	0.00	18,750.62	33,057.36
TOTAL FOR FUND-SCC 590 9819 (TITLE IIA FOR THE 2018-2019 SCHOOL YEA	14,631.10	0.00	0.00	14,631.10
TOTAL FOR FUND-SCC 599 0000 (OTHER MISC FEDERAL GRANTS):	51.31	0.00	0.00	51.31
TOTAL FOR FUND-SCC 599 9118 (MISC. FED. GRANT):	71.60-	0.00	0.00	71.60-
TOTAL FOR FUND-SCC 599 9119 (MISC. FED. GRANT):	24,418.59-	0.00	10,748.90	35,167.49-

Date: 04/01/2019
Time: 1:46 pm

BRADFORD BOARD OF EDUCATION
Financial Detail Report for 03/01/2019 - 03/31/2019 by FUND-SCC
Called from FINSUM to check balances

Page: 5
(FINDET)

	Begin Balance	Receipts	Expenditures	End Balance
TOTAL FOR FUND-SCC 599 9199 (GRANT SMALL RURAL SCHOOL GRANTS):	24,037.00	0.00	0.00	24,037.00
TOTAL FOR FUND-SCC 599 9918 (REAP FY2018):	24,311.50	0.00	0.00	24,311.50

Date: 04/01/2019
Time: 1:46 pm

BRADFORD BOARD OF EDUCATION
Financial Detail Report for 03/01/2019 - 03/31/2019 by FUND-SCC
Called from FINSUM to check balances

Page: 6
(FINDET)

Begin Balance	Receipts	Expenditures	End Balance
7,804,567.99	1,073,063.31	716,170.54	8,161,460.76

GRAND TOTALS:

DATE: 04/01/2019
TIME: 13:37

BRADFORD BOARD OF EDUCATION
CASH RECONCILIATION AS OF 04/01/2019

PAGE: 1
(USAEMSED)

	SUB-TOTALS	TOTALS
	-----	-----
Gross Depository Balances:		
SECOND NATIONAL BANK	\$ 1,010,618.29	
COVINGTON SAVINGS & LOAN	204,145.02	
COVINGTON SAVINGS & LOAN-ATHLETI	565.01	
STAR OHIO	3,248,426.79	
STAR OHIO PLUS	2,510,497.40	
FIRST FINANCIAL BANK	0.00	
GREENVILLE NATIONAL BANK	63,827.53	

Total Depository Balances (Gross)		\$ 7,038,080.04
Adjustments to Bank Balance:		
Cash in Transit to Bank	\$ 0.00	
Outstanding Checks	126,619.28-	
Adjustments	0.00	


Total Adjustments to Bank Balance		126,619.28-
Investments:		
Treasury Bonds and Notes	\$ 0.00	
Certificate of Deposits	1,250,000.00	
Other Securities	0.00	
Other Investments:		

Total Investments		1,250,000.00
Cash on Hand:		
Petty Cash:		
Change Cash:		
Cash with Fiscal Agent	0.00	

Total Cash on Hand		0.00

Total Balances		\$ 8,161,460.76
		=====
Total Fund Balance		\$ 8,161,460.76
		=====
Depository Clearance Accounts:		

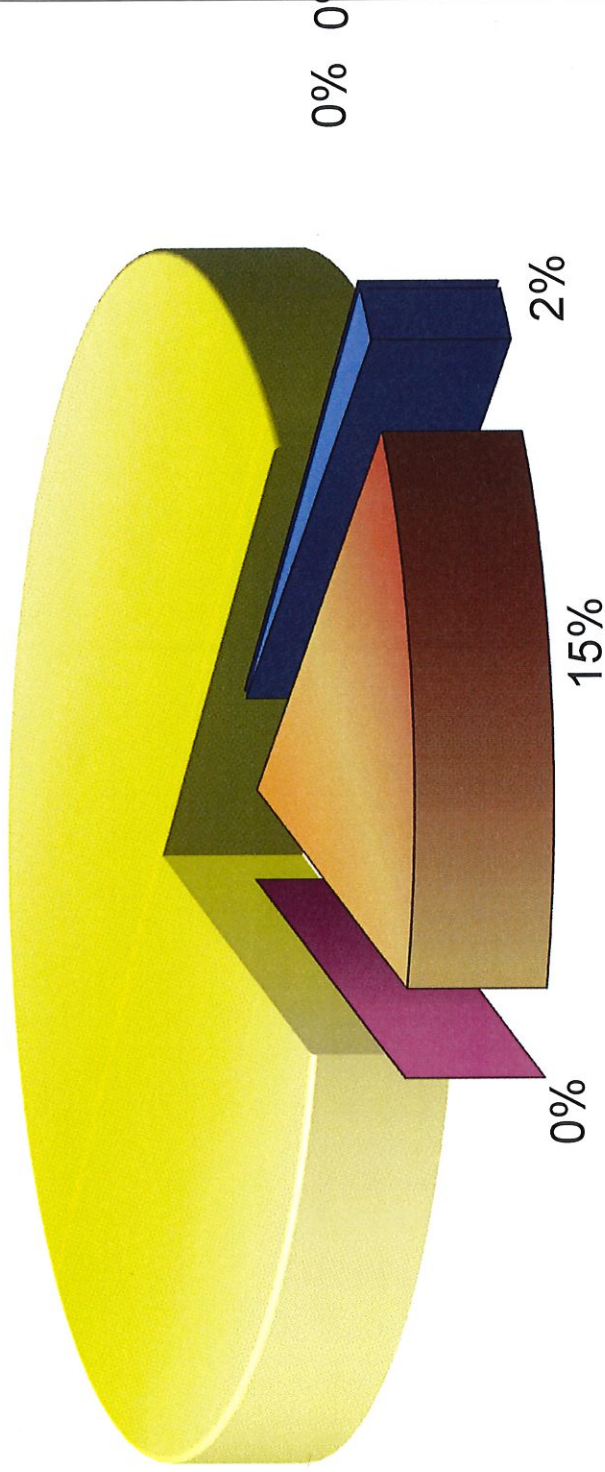
Total Clearance Account Balances		0.00



Treasurer

INVESTMENT MARCH

2019
83%



■ US AGENCIES	■ MUTUAL FUND
■ CD/CS	■ MONEY MARKETS

DATE: 04/01/2019
 TIME: 14:09:29

FORM SM-2
 OHIO DEPARTMENT OF EDUCATION - OFFICE OF SCHOOL MANAGEMENT ASSISTANCE
 ANNUAL SPENDING PLAN (CURRENT OPERATION - GENERAL FUND ONLY - O.R.C. 5705.391)

PAGE: 1

SCHOOL DISTRICT: BRADFORD BOARD OF EDUCATION

IRN # 045229 COUNTY: MIAMI

FISCAL YEAR: 2019 MONTH: 03

	MONTHLY ESTIMATE	MONTHLY ACTUAL	MONTHLY DIFFERENCE	FISCAL YTD ESTIMATE	FISCAL YTD ACTUAL	FISCAL YTD DIFFERENCE
REVENUES						
01.010 General Property (Real Estate)	0	489,930	489,930	0	919,546	919,546
01.020 Tangible Personal Property Tax	0	23,332	23,332	0	45,038	45,038
01.030 Income Tax	0	0	0	0	894,609	894,609
01.035 Unrestricted Grants-in-Aid	0	347,679	347,679	0	3,160,097	3,160,097
01.040 Restricted Grants-in-Aid	0	3,421	3,421	0	30,608	30,608
01.045 Restricted Grants-in-Aid - SFSF	0	0	0	0	0	0
01.050 Property Tax Allocation	0	42,525	42,525	0	119,447	119,447
01.060 All Other Operating Revenue	0	78,944	78,944	0	483,016	483,016
01.070 Total Revenue	0	965,831	965,831	0	5,652,361	5,652,361
OTHER FINANCING SOURCES						
02.010 Proceeds from Sale of Notes	0	0	0	0	0	0
02.020 State Emergency Loans & Advancements (Approved)	0	0	0	0	0	0
02.040 Operating Transfers-In	0	0	0	0	0	0
02.050 Advances-In	0	0	0	0	20,799	20,799
02.060 All Other Financing Sources	0	0	0	0	78,822	78,822
02.070 Total Other Financing Sources	0	0	0	0	99,621	99,621
02.080 Total Revenues and Other Financing Sources	0	965,831	965,831	0	5,751,982	5,751,982
EXPENDITURES						
03.010 Personal Services	0	410,825	410,825	0	2,542,139	2,542,139
03.020 Employees' Retirement/Insurance Benefits	0	106,514	106,514	0	925,522	925,522
03.030 Purchased Services	0	109,667	109,667	0	993,478	993,478
03.040 Supplies and Materials	0	3,785	3,785	0	89,063	89,063
03.050 Capital Outlay	0	0	0	0	174,258	174,258
03.060 Intergovernmental	0	0	0	0	0	0
04.010 Debt Service: All Principal (Historical)	0	0	0	0	0	0
04.020 Debt Service: Principal - Notes	0	0	0	0	0	0
04.030 Debt Service: Principal - State Loans	0	0	0	0	0	0
04.040 Debt Service: Principal - State Advancements	0	0	0	0	0	0
04.050 Debt Service: Principal - HB 264 Loans	0	0	0	0	0	0
04.055 Debt Service: Principal - Other	0	0	0	0	0	0
04.060 Debt Service: Interest and Fiscal Charges	0	0	0	0	0	0
04.300 Other Objects	0	20,921	20,921	0	141,617	141,617
04.500 Total Expenditures	0	651,712	651,712	0	4,866,077	4,866,077
OTHER FINANCING USES						
05.010 Operating Transfers - Out	0	0	0	0	0	0
05.020 Advances - Out	0	32,000	32,000	0	140,897	140,897
05.030 All Other Financing Uses	0	0	0	0	0	0
05.040 Total Other Financing Uses	0	32,000	32,000	0	140,897	140,897
05.050 Total Expenditure and Other Financing Uses	0	683,712	683,712	0	5,006,974	5,006,974
06.010 Excess Rev & Oth Financing Sources over(under) Exp &	0	282,119	282,119	0	745,008	745,008
07.010 Beginning Cash Balance	0	6,403,305	6,403,305	0	5,940,416	5,940,416
07.020 Ending Cash Balance	0	6,685,424	6,685,424	0	6,685,424	6,685,424
08.010 Outstanding Encumbrances	0	797,809	797,809	0	797,809	797,809

	QUARTERLY ESTIMATE	QUARTERLY ACTUAL	QUARTERLY DIFFERENCE	FISCAL YTD ESTIMATE	FISCAL YTD ACTUAL	FISCAL YTD DIFFERENCE
REVENUES						
01.010 General Property (Real Estate)	0	379,616	379,616	0	379,616	379,616
01.020 Tangible Personal Property Tax	0	21,706	21,706	0	21,706	21,706
01.030 Income Tax	0	361,704	361,704	0	361,704	361,704
01.035 Unrestricted Grants-in-Aid	0	1,039,926	1,039,926	0	1,039,926	1,039,926
01.040 Restricted Grants-in-Aid	0	8,878	8,878	0	8,878	8,878
01.045 Restricted Grants-in-Aid - SFSF	0	0	0	0	0	0
01.050 Property Tax Allocation	0	75,924	75,924	0	75,924	75,924
01.060 All Other Operating Revenue	0	182,614	182,614	0	182,614	182,614
01.070 Total Revenue	0	2,070,368	2,070,368	0	2,070,368	2,070,368
OTHER FINANCING SOURCES						
02.010 Proceeds from Sale of Notes	0	0	0	0	0	0
02.020 State Emergency Loans & Advancements (Approved)	0	0	0	0	0	0
02.040 Operating Transfers-In	0	0	0	0	0	0
02.050 Advances-In	0	10,799	10,799	0	10,799	10,799
02.060 All Other Financing Sources	0	37,830	37,830	0	37,830	37,830
02.070 Total Other Financing Sources	0	48,629	48,629	0	48,629	48,629
02.080 Total Revenues and Other Financing Sources	0	2,118,997	2,118,997	0	2,118,997	2,118,997
EXPENDITURES						
03.010 Personal Services	0	866,076	866,076	0	866,076	866,076
03.020 Employees' Retirement/Insurance Benefits	0	301,870	301,870	0	301,870	301,870
03.030 Purchased Services	0	334,088	334,088	0	334,088	334,088
03.040 Supplies and Materials	0	30,842	30,842	0	30,842	30,842
03.050 Capital Outlay	0	161,249	161,249	0	161,249	161,249
03.060 Intergovernmental	0	0	0	0	0	0
04.010 Debt Service: All Principal (Historical)	0	0	0	0	0	0
04.020 Debt Service: Principal - Notes	0	0	0	0	0	0
04.030 Debt Service: Principal - State Loans	0	0	0	0	0	0
04.040 Debt Service: Principal - State Advancements	0	0	0	0	0	0
04.050 Debt Service: Principal - HB 264 Loans	0	0	0	0	0	0
04.055 Debt Service: Principal - Other	0	0	0	0	0	0
04.060 Debt Service: Interest and Fiscal Charges	0	0	0	0	0	0
04.300 Other Objects	0	57,442	57,442	0	57,442	57,442
04.500 Total Expenditures	0	1,751,567	1,751,567	0	1,751,567	1,751,567
OTHER FINANCING USES						
05.010 Operating Transfers - Out	0	0	0	0	0	0
05.020 Advances - Out	0	70,000	70,000	0	70,000	70,000
05.030 All Other Financing Uses	0	0	0	0	0	0
05.040 Total Other Financing Uses	0	70,000	70,000	0	70,000	70,000
05.050 Total Expenditure and Other Financing Uses	0	1,821,567	1,821,567	0	1,821,567	1,821,567
06.010 Excess Rev & Oth Financing Sources over(under) Exp &	0	297,430	297,430	0	297,430	297,430
07.010 Beginning Cash Balance	0	5,940,416	5,940,416	0	5,940,416	5,940,416
07.020 Ending Cash Balance	0	6,237,846	6,237,846	0	6,237,846	6,237,846
08.010 Outstanding Encumbrances	0	1,168,482	1,168,482	0	1,168,482	1,168,482

	FY ACTUAL	JANUARY	FEBRUARY	MARCH	APRIL	MAY	JUNE	JULY	AUGUST	SEPTEMBER	OCTOBER	NOVEMBER	DECEMBER
REVENUES													
01.010 General Property (Real Estate)	919,546	125,000	254,616	0	0	0	0	0	0	0	0	0	0
		0	70,000	469,930	0	0	0	0	0	0	0	0	0
01.020 Tangible Personal Property Tax	45,038	0	21,706	0	0	0	0	0	0	0	0	0	0
		0	0	23,332	0	0	0	0	0	0	0	0	0
01.030 Income Tax	894,609	361,704	0	0	277,769	0	0	0	0	0	0	0	0
		255,136	0	0	0	0	0	0	0	0	0	0	0
01.035 Unrestricted Grants-in-Aid	3,150,097	338,991	349,062	351,873	370,167	343,093	353,985	356,177	349,070	347,679	0	0	0
01.040 Restricted Grants-in-Aid	30,608	2,928	2,926	3,024	2,828	2,769	5,588	3,668	3,476	3,421	0	0	0
01.045 Restricted Grants-in-Aid - SFSF	0	0	0	0	0	0	0	0	0	0	0	0	0
01.050 Property Tax Allocation	119,447	0	0	75,924	998	0	0	0	0	0	0	0	0
		0	0	42,625	0	0	0	0	0	0	0	0	0
01.060 All Other Operating Revenue	483,016	90,671	47,987	43,956	48,086	41,180	42,940	43,884	45,368	78,944	0	0	0
01.070 Total Revenue	5,652,361	919,294	676,297	474,777	699,848	387,042	402,493	658,866	467,914	965,831	0	0	0
OTHER FINANCING SOURCES													
02.010 Proceeds from Sale of Notes	0	0	0	0	0	0	0	0	0	0	0	0	0
02.020 State Emergency Loans & Advancements (App)	0	0	0	0	0	0	0	0	0	0	0	0	0
02.040 Operating Transfers-In	0	0	0	0	0	0	0	0	0	0	0	0	0
02.050 Advances-In	20,799	0	0	10,799	0	10,000	0	0	0	0	0	0	0
02.060 All Other Financing Sources	78,822	12,542	22,333	2,955	19,345	6,219	150	15,278	15,278	0	0	0	0
02.070 Total Other Financing Sources	99,621	12,542	22,333	13,754	19,345	16,219	150	15,278	15,278	0	0	0	0
02.080 Total Revenues and Other Financing Source	5,751,982	931,836	698,630	488,531	719,193	403,261	402,643	656,865	483,192	965,831	0	0	0
EXPENDITURES													
03.010 Personal Services	2,942,139	243,481	375,755	246,840	248,036	280,503	258,424	238,857	239,418	410,825	0	0	0
03.020 Employees' Retirement/Insurance Benefits	925,522	99,074	92,222	110,574	92,835	92,972	102,188	123,957	105,186	106,514	0	0	0
03.030 Purchased Services	993,478	141,905	79,763	112,420	103,912	158,435	137,556	62,616	87,204	109,667	0	0	0

	FY ACTUAL	JANUARY	FEBRUARY	MARCH	APRIL	MAY	JUNE	JULY	AUGUST	SEPTEMBER	OCTOBER	NOVEMBER	DECEMBER
03.040 Supplies and Materials	89,063	2,949	12,909	14,984	30,081	6,045	6,527	3,442	8,341	14,984	30,081	6,045	6,527
03.050 Capital Outlay	174,258	308	2,282	159,275	568	3,666	7,896	479	400	0	0	0	0
03.060 Intergovernmental	0	0	0	0	0	0	0	0	0	0	0	0	0
04.010 Debt Service: ALL Principal (Historical)	0	0	0	0	0	0	0	0	0	0	0	0	0
04.020 Debt Service: Principal - Notes	0	0	0	0	0	0	0	0	0	0	0	0	0
04.030 Debt Service: Principal - State Loans	0	0	0	0	0	0	0	0	0	0	0	0	0
04.040 Debt Service: Principal - State Advanceme	0	0	0	0	0	0	0	0	0	0	0	0	0
04.050 Debt Service: Principal - HB 264 Loans	0	0	0	0	0	0	0	0	0	0	0	0	0
04.055 Debt Service: Principal - Other	0	0	0	0	0	0	0	0	0	0	0	0	0
04.060 Debt Service: Interest and Fiscal Charges	0	0	0	0	0	0	0	0	0	0	0	0	0
04.300 Other Objects	141,617	33,276	15,913	8,353	13,706	8,575	13,487	13,295	14,191	20,921	0	0	0
04.500 Total Expenditures	4,866,077	520,377	578,744	652,446	489,138	550,196	526,078	442,646	454,740	651,712	0	0	0
05.010 Operating Transfers - Out	0	0	0	0	0	0	0	0	0	0	0	0	0
05.020 Advances - Out	140,897	0	55,000	15,000	38,897	0	0	0	0	0	0	0	0
05.030 ALL Other Financing Uses	0	0	0	0	0	0	0	0	0	0	0	0	0
05.040 Total Other Financing Uses	140,897	0	55,000	15,000	38,897	0	0	0	0	0	0	0	0
05.050 Total Expenditure and Other Financing Use	5,006,974	520,377	633,744	667,446	528,035	550,196	526,078	442,646	454,740	683,712	0	0	0
06.010 Excess Rev & Oth Financing Sources over(u	745,008	411,459	64,886	178,915	191,158	146,935	123,435	216,219	28,452	282,119	0	0	0
07.010 Beginning Cash Balance	5,940,416	5,940,416	6,351,875	6,416,761	6,237,846	6,429,004	6,282,068	6,158,634	6,374,853	6,403,305	0	0	0
07.020 Ending Cash Balance	6,685,424	6,351,875	6,416,761	6,237,846	6,429,004	6,282,069	6,158,634	6,374,853	6,403,305	6,685,424	0	0	0

FY ACTUAL	JANUARY	FEBRUARY	MARCH	APRIL	MAY	JUNE
0	1,165,364	1,193,289	1,168,482	1,070,271	1,073,209	924,011
	911,892	844,315	797,809	0	0	0

08.010 Outstanding Encumbrances

DATE: 04/01/19
TIME: 15:05

BRADFORD BOARD OF EDUCATION
MONTHLY STATEMENT BOARD/ACTIVITY ACCOUNTS - MARCH

PAGE: 1
MDECA CREATED (CASSUM)

FUND/SCC	DESCRIPTION	LAST MONTH'S BALANCE	CURRENT RECEIPTS	CURRENT EXPENDITURES	CURRENT CASH BALANCE
001 0000	GENERAL FUND	6,466,055.50	942,661.34	668,984.53	6,739,732.31
001 9000	GENERAL	5,151.82	0.00	0.00	5,151.82
001 9002	SEB BUS PURCHASE SET-ASIDES DARKE CO	31,156.92	0.00	0.00	31,156.92
001 9003	MH BUS PURCHASE SET-ASIDES - DARKE CO	66,502.99	0.00	0.00	66,502.99
001 9045	GENERAL	35,528.13	23,049.03	0.00	58,577.16
001 9118	GENERAL FUND EXPENDITURE FOR LITERACY GRANT	5,736.74	0.00	0.00	5,736.74
001 9119	STRIVING READERS GRANT	17,419.58	0.00	0.00	17,419.58
001 9121	TEXTBOOK AND INSTRUCTIONAL MATERIALS SET-ASID	82,244.05	0.00	253.64	81,990.41
001 9122	CAPITAL MAINTENANCE SET-ASIDES	434,022.97	0.00	0.00	434,022.97
001 9125	Cafeteria Plan Refunds	651.98	0.00	0.00	651.98
001 9154	MEDICAID REIMBURSEMENT	1,388.56	0.00	0.00	1,388.56
001 9194	GENERAL FUND - STATE BUS PURCHASE ALLOWANCE	4,229.48	0.00	0.00	4,229.48
001 9195	GENERAL FUND - PARITY	116,690.81	0.00	0.00	116,690.81
001 9215	BOOSTER CLUB MONEY FOR FOOD ACTIVITIES	135.36	121.38	166.12	90.62
001 9221	TRANSPORATION USING VAN	131.93	0.00	0.00	131.93
001 9222	GENERAL	331.37	0.00	0.00	331.37
001 9318	PETTY CASH ACCOUNTS	100.00	0.00	0.00	100.00
001 9320	GENERAL	30.00	0.00	0.00	30.00
001 9412	GENERAL STATE SETASIDE	113,345.65	0.00	0.00	113,345.65
001 9718	GENERAL	62,693.82	0.00	0.00	62,693.82
001 9819	FEDERAL GRANT EXPENDITURES IN GENERAL FUND	35.72	0.00	0.00	35.72
001 9900	Previous Years Expenditures	0.00	0.00	14,307.90	14,307.90
001 9920	EXPENDITURES FOR THE 2019-2020 YEAR	0.00	0.00	0.00	0.00
002 0000	BOND RETIREMENT 4.12 MILLS BOND REG/BLDG 2020	80,458.31	47,257.95	863.04	126,853.22
002 9020	BOND RETIREMENT .58 MILLS BOND SITE 2020	14,628.86	6,923.23	126.15	21,425.94
003 0000	PERMANENT IMPROVEMENT FUND	441,263.90	0.00	0.00	441,263.90
006 0000	LUNCHROOM/FOOD SERVICE	87,260.89	24,583.32	23,168.79	88,675.42
006 9318	PETTY CASH ACCOUNTS	80.00	0.00	0.00	80.00
007 9000	UNCLAIMED FUNDS	489.73	0.00	0.00	489.73
007 9900	BRADFORD FIRE & RESCUE SCHOLARSHIP	1,000.00	500.00	0.00	500.00
007 9901	CREIGLOW SCHOLARSHIP FUND	750.00	0.00	0.00	750.00
007 9902	BLESSED DIRECTION INC. SCHOLARSHIP	3,500.00	3,500.00	0.00	7,000.00
007 9903	MAX WEAVER SCHOLARSHIP FUND	500.00	0.00	0.00	500.00
007 9904	CLASS OF 1957 SCHOLARSHIP FUND	0.00	0.00	0.00	0.00
007 9905	CHAD NOLAN SCHOLARSHIP/MISC	4,250.00	0.00	0.00	4,250.00
007 9906	COVINGTON EAGLES SCHOLARSHIP FUND	3,274.62	1,000.00	0.00	4,274.62
007 9907	PEPSI AND COCA-COLA SCHOLARSHIP FUNDS	2,500.00	0.00	0.00	2,500.00
007 9908	RICHARD "DICK" HARMON SCHOLARSHIP FUND	23,000.00	0.00	0.00	23,000.00
007 9909	VERNON LINDEMAN LINEMAN SCHOLARSHIP	1,000.00	0.00	0.00	1,000.00
007 9910	AAA SCHOLARSHIP FUND	0.00	0.00	0.00	0.00
007 9911	RAY FRUITT SCHOLARSHIP FUND	0.00	0.00	0.00	0.00
007 9912	HAROLD MARKER SCHOLARSHIP FUND	2,000.00	0.00	0.00	2,000.00
007 9913	Covington Savings and Loan Scholarship	0.00	500.00	0.00	500.00
007 9994	BRADFORD EDUCATION ASSN. SCHOLARSHIP FUND	0.00	0.00	0.00	0.00
007 9996	PRODUCTION PAINT FINISHERS GRANT/SPECIAL TRUS	992.01	4,000.00	1,000.00	5,992.01
008 0000	WADE KINDERGARTEN	10,458.29	22.49	0.00	10,480.78
008 9202	BEARD ENDOWMENT	44,972.76	96.69	0.00	45,069.45
010 0000	CLASSROOM FACILITIES	0.00	0.00	0.00	0.00
018 0000	PUBLIC SUPPORT SCHOOL FUND	31,222.51	145.00	843.33	30,524.18
019 0000	OTHER GRANT	2.85	0.00	0.00	2.85
019 9001	SHOPA KIDS IN NEED FOUNDATION GRANT	0.35	0.00	0.00	0.35
019 9002	MIAMI COUNTY FOUNDATION -HS MUSIC DEPARTMENT	0.00	0.00	0.00	0.00

FUND/SCC	DESCRIPTION	LAST MONTH'S BALANCE	CURRENT RECEIPTS	CURRENT EXPENDITURES	CURRENT CASH BALANCE
019 9003	MIAMI COUNTY FOUNDATION-FEELING GOOD MILE HIG	1.84	0.00	0.00	1.84
019 9004	RADIO & TEL NEWS DIRECTORS FOUND MEDIA TECH	174.02	0.00	0.00	174.02
019 9005	ECO GARDEN GRANT MIAMI COUNTY PARK DISTRICT	500.00	0.00	0.00	500.00
019 9006	ECO GARDEN GRANT- TROY FOUNDATION	0.00	0.00	0.00	0.00
019 9007	REED - VALEDICTORIAN/MEMORIAL	309.58	0.00	0.00	309.58
019 9008	MIAMI COUNTY FOUNDATION ECO GARDEN GRANT	3.75	0.00	0.00	3.75
019 9009	ELEMENTARY ART - TROY FOUNDATION	12.91	0.00	0.00	12.91
019 9011	MIAMI COUNTY FOUNDATION ALL ABOARD PROGRAM	102.22	0.00	0.00	102.22
019 9012	MAC GRANT	1,093.18	0.00	0.00	1,093.18
019 9013	ALL-ABOARD- OTHER GRANT	0.00	0.00	0.00	0.00
019 9014	TROY FOUNDATION SUMMER ART CAMP	0.00	0.00	0.00	0.00
019 9015	MIAMI COUNTY FOUNDATION ELEMENTARY GRANT	20.25	0.00	0.00	20.25
019 9016	PTO-ELEMENTARY TECHNOLOGY GRANT	0.00	0.00	0.00	0.00
019 9017	EAGLES-COVINGTON DONATION	5,927.64	0.00	0.00	5,927.64
019 9018	MIAMI COUNTY FOUNDATION-ART DISCOVERY CAMP	512.62	0.00	0.00	512.62
019 9019	MIAMI COUNTY FOUNDATION FALL/ELE HEALTH	7,000.00	0.00	0.00	7,000.00
019 9020	MIAMI COUNTY FOUNDATION MEDIA CENTER GRANT	0.00	0.00	0.00	0.00
019 9021	TROY FOUNDATION FIELD TRIP GRANT	0.00	0.00	0.00	0.00
019 9022	MISCELLANEOUS FIELD TRIP GRANTS	758.76	0.00	0.00	758.76
019 9023	VIVIAN RUSSELL KINDERGARTEN FUND	57.87	0.00	0.00	57.87
019 9024	ANNA BIER ART GRANT	993.99	0.00	0.00	993.99
019 9025	COMMUNITY BLOOD CENTER GRANT	0.00	0.00	0.00	0.00
019 9026	BELIEVE IN OHIO GRANT	67.65	0.00	0.00	67.65
019 9027	TRI-COUNTY BOARD OF REC AND MENTAL HEALTH GRA	0.00	0.00	0.00	0.00
019 9131	MIAMI COUNTY FOUNDATION SEMI-ANNUAL GRANT	6,592.08	0.00	3,339.60	3,252.48
019 9132	OTHER GRANT RENAISSANCE	0.00	0.00	0.00	0.00
019 9181	MIAMI COUNTY PARKS - GIZMOS GRANT	5.00	0.00	0.00	5.00
019 9182	Miami County Parks-7th Growth Mindsets	0.00	0.00	0.00	0.00
019 9191	MIAMI CO FOUNDATION-PHONES/RADIOS	0.00	0.00	0.00	0.00
019 9192	MIAMI CO FOUNDATION-FRENCH HORNS	0.00	0.00	0.00	0.00
019 9193	MIAMI CO FOUNDATION-CAMERAS	0.00	0.00	0.00	0.00
019 9222	OTHER GRANT LIBRARY	10.00	0.00	0.00	10.00
019 9230	OTHER GRANT	150.00	0.00	0.00	150.00
019 9410	GRANT FROM DARKE COUNTY FOUNDATION	1,100.00	0.00	0.00	1,100.00
019 9517	OTHER GRANT	6,400.00	0.00	0.00	6,400.00
020 9989	EARLY CHILDHOOD/PRE-SCHOOL	0.00	0.00	0.00	0.00
022 0000	OHSAA TOURNAMENT ACCOUNTS	399.54	0.00	0.00	399.54
022 9718	DISTRICT AGENCY	1,015.85	0.00	0.00	1,015.85
034 0000	CLASSROOM FACILITY MAINTENANCE	448,697.61	10,455.15	199.51	438,953.25
034 9045	MAINTENANCE FUND DELINQUENCIES	638.54	426.73	0.00	1,065.27
200	ACTIVITY FUND	34,543.48	1,015.00	4,072.37	31,486.11
300	ATHLETIC/MUSIC FUND	46,527.38	37,006.00	3,346.04	80,187.34
416 9205	STUDENT INTERVENTION 9-10 GRADE PROF DEVELOP	0.00	0.00	0.00	0.00
416 9906	STUDENT INTERVENION GRADE 9-10 PROF DEVELOP	0.00	0.00	0.00	0.00
432 9006	EMIS FY 2006	0.00	0.00	0.00	0.00
432 9204	MANAGE. INFO. SYS. FUND	0.00	0.00	0.00	0.00
432 9205	MANGED INFO SYSTEM STATE FY 2005	0.00	0.00	0.00	0.00
432 9206	MANAGE. INFO. SYS. FUND	0.00	0.00	0.00	0.00
432 9207	MANAGEMENT INFO SYSTEMS FY2007	0.00	0.00	0.00	0.00
432 9208	EMIS FY2008	0.00	0.00	0.00	0.00
432 9209	EMIS FY2009	0.00	0.00	0.00	0.00
432 9210	EMIS FY2010	0.00	0.00	0.00	0.00

DATE: 04/01/19
 TIME: 15:05

BRADFORD BOARD OF EDUCATION
 MONTHLY STATEMENT BOARD/ACTIVITY ACCOUNTS - MARCH

MDECA CREATED (CASSUM)

FUND/SCC	DESCRIPTION	LAST MONTH'S BALANCE	CURRENT RECEIPTS	CURRENT EXPENDITURES	CURRENT CASH BALANCE
432 9211	EMIS FY2011	0.00	0.00	0.00	0.00
432 9212	EMIS FY2012	0.00	0.00	0.00	0.00
450 9204	SCHOOLNET PLUS GRADE 7 FY 2004	0.00	0.00	0.00	0.00
450 9206	SCHOOLNET PLUS FY 2006 ROUND #8	0.00	0.00	0.00	0.00
450 9207	SCHOOLNET PLUS FY2007	0.00	0.00	0.00	0.00
450 9905	SCHOOLNET PLUS ROUND 5	0.00	0.00	0.00	0.00
451 9204	ONenet FY 2004	0.00	0.00	0.00	0.00
451 9205	DATA COMM ONenet FY 2005	0.00	0.00	0.00	0.00
451 9206	DATA COMM	0.00	0.00	0.00	0.00
451 9207	DATA COMM FY2007	0.00	0.00	0.00	0.00
451 9208	DATA COMM FY2008	0.00	0.00	0.00	0.00
451 9209	DATA COMM FY2009	0.00	0.00	0.00	0.00
451 9210	DATA COMM FY2010	0.00	0.00	0.00	0.00
451 9211	DATA COMM FY2011	0.00	0.00	0.00	0.00
451 9212	DATA COMM FY2012	0.00	0.00	0.00	0.00
451 9213	DATA COMM FY2013	0.00	0.00	0.00	0.00
451 9214	DATA COMM FY14	0.00	0.00	0.00	0.00
451 9215	FY15 DATA COMM	0.00	0.00	0.00	0.00
451 9216	FY16 DATA COMMUNICATIONS	0.00	0.00	0.00	0.00
451 9217	FY17 DATA COMMUNICATIONS	0.00	0.00	0.00	0.00
451 9718	FY18 DATA COMMUNICATIONS	0.00	0.00	0.00	0.00
451 9819	FY19 DATA COMMUNICATIONS	0.00	0.00	0.00	0.00
452 9204	SCHOOLNET PROF DEV FY 2004	1,300.00	1,800.00	0.00	3,100.00
452 9205	SCHOOLNET PROF DEV FY 2005	0.00	0.00	0.00	0.00
452 9206	SCHOOLNET PROF DEV FY 2006	0.00	0.00	0.00	0.00
452 9207	SCHOOLNET PROF DEV FY2007	0.00	0.00	0.00	0.00
452 9208	SCHOOLNET PROF DEV FY2008	0.00	0.00	0.00	0.00
452 9209	SCHOOLNET PROF DEV FY2009	0.00	0.00	0.00	0.00
452 9210	SCHOOLNET PROF DEV FY2010	0.00	0.00	0.00	0.00
454 9202	TECH EQUITY FY 2002	0.00	0.00	0.00	0.00
454 9203	TECH EQUITY FY03	0.00	0.00	0.00	0.00
458 9203	IVDL FY 2003 TOBACCO SETTLEMENT	0.00	0.00	0.00	0.00
459 9003	OHIO READS FY 2003 VOLUNTEER	0.00	0.00	0.00	0.00
459 9004	OHIO READS FY 2004 VOLUNTEER	0.00	0.00	0.00	0.00
459 9005	OHIO READS FY2005 VOLUNTEER	0.00	0.00	0.00	0.00
459 9006	OHIO READS FY 2006 VOLUNTEER	0.00	0.00	0.00	0.00
459 9007	OHIO READS FY2007 VOLUNTEER GRANT	0.00	0.00	0.00	0.00
459 9201	OHIO READS FY 2001 VOLUNTEER	0.00	0.00	0.00	0.00
459 9202	OHIO READS FY 2002	0.00	0.00	0.00	0.00
459 9203	OHIO READS FY 2003 #15044	0.00	0.00	0.00	0.00
459 9204	OHIO READS CONTINUATION GRANT FY 2004 003368	0.00	0.00	0.00	0.00
459 9205	OhioReads FY 2005	0.00	0.00	0.00	0.00
459 9206	OHIO READS FY 2006	0.00	0.00	0.00	0.00
459 9207	OHIO READS GRANT FY2007	0.00	0.00	0.00	0.00
459 9902	OHIO READS SUMMER 2002	0.00	0.00	0.00	0.00
459 9903	OHIO READS NEW SUMMER COMMUNITY #35173	0.00	0.00	0.00	0.00
460 9204	STUDENT INTERVENTION GRADES 9-10 FY 05	0.00	0.00	0.00	0.00
460 9205	STUDENT INTERVENTION GRADES 1-4 FY 2005	0.00	0.00	0.00	0.00
499 9207	FY2007 GIFTED SUPPLEMENTAL FUNDS	0.00	0.00	0.00	0.00
499 9208	GIFTED SUPPLEMENTAL FUNDS FY2008	0.00	0.00	0.00	0.00
499 9209	GIFTED SUPPLEMENTAL FUNDS FY2009	0.00	0.00	0.00	0.00

DATE: 04/01/19
 TIME: 15:05

BRADFORD BOARD OF EDUCATION
 MONTHLY STATEMENT BOARD/ACTIVITY ACCOUNTS - MARCH

MDECA CREATED (CASSUM)

FUND/SCC	DESCRIPTION	LAST MONTH'S BALANCE	CURRENT RECEIPTS	CURRENT EXPENDITURES	CURRENT CASH BALANCE
499 9210	SAFE ROUTES TO SCHOOL GRANT FY2010	0.00	0.00	0.00	0.00
499 9211	MISC. STATE GRANT SCHOOL IMPR INCENT AWARD	0.00	0.00	0.00	0.00
499 9214	OSFC SAFETY AND SECURITY GRANT	0.00	0.00	0.00	0.00
499 9718	MISC. STATE GRANT	0.00	0.00	0.00	0.00
499 9819	Ohio School Safety Grants	2,570.75	0.00	0.00	2,570.75
499 9907	OHIO CORE IMPLEMENTATION GRANT	0.00	0.00	0.00	0.00
499 9909	ADVANCED ENERGY GRANT - OHIO DEPT OF DEVELOPM	0.00	0.00	0.00	0.00
504 0000	ED JOBS FUND	0.00	0.00	0.00	0.00
506 0000	RACE TO THE TOP FEDERAL FUNDS	0.00	0.00	0.00	0.00
516 0000	IDEA PART B	0.00	0.00	0.00	0.00
516 9017	IDEA PART B	0.00	0.00	0.00	0.00
516 9018	IDEA PART B	0.00	0.00	0.00	0.00
516 9206	IDEA PART B FY 2006	0.00	0.00	0.00	0.00
516 9207	IDEA PART B FY2007 (FLOW-THRU)	0.00	0.00	0.00	0.00
516 9208	IDEA B SPECIAL ED FY2008 FLOW THRU	0.00	0.00	0.00	0.00
516 9209	IDEA B SPECIAL ED FY2009 FLOWTHRU	0.00	0.00	0.00	0.00
516 9210	IDEA B SPECIAL ED FY2010	0.00	0.00	0.00	0.00
516 9211	IDEA B SPECIAL ED FY2011	0.00	0.00	0.00	0.00
516 9212	IDEA B SPECIAL ED FY2012	0.00	0.00	0.00	0.00
516 9213	IDEA B SPECIAL ED FY2013	0.00	0.00	0.00	0.00
516 9214	IDEA B SPECIAL ED FY2014	0.00	0.00	0.00	0.00
516 9215	IDEA B SPECIAL ED FY2015	0.00	0.00	0.00	0.00
516 9216	IDEA B SPECIAL ED FY2016	0.00	0.00	0.00	0.00
516 9217	IDEA B SPECIAL ED FY2017	0.00	0.00	0.00	0.00
516 932N	SPECIAL ED - ARRA STIMULUS	0.00	0.00	0.00	0.00
516 9320	SPECIAL ED - ARRA STIMULUS	0.00	0.00	0.00	0.00
516 9718	IDEA PART B	0.00	0.00	0.00	0.00
516 9819	TITLE 6B GRANT FOR 2018-2019	0.00	0.00	0.00	0.00
532 932N	STATE FISCAL STABILIZATION FUND (SFSF) STIMUL	0.00	0.00	0.00	0.00
532 9320	STATE FISCAL STABILIZATION FUND (SFSF) STIMUL	0.00	0.00	0.00	0.00
533 9210	TITLE II-TECH FY2010	0.00	0.00	0.00	0.00
533 9211	TITLE II-TECH FY2011	0.00	0.00	0.00	0.00
533 9212	TITLE II-D TECH FY2012	0.00	0.00	0.00	0.00
572 0000	TITLE I	485.84	0.00	0.00	485.84
572 9203	TITLE I FY 2003	0.00	0.00	0.00	0.00
572 9204	TITLE I FY 2004	0.00	0.00	0.00	0.00
572 9205	TITLE I FY 2005	0.00	0.00	0.00	0.00
572 9206	TITLE I FY 2006	0.00	0.00	0.00	0.00
572 9207	TITLE I FY2007	0.00	0.00	0.00	0.00
572 9208	TITLE I DISADVANTAGED YOUTH FY2008	0.00	0.00	0.00	0.00
572 9209	TITLE I DISADVANTAGED YOUTH FY2009	0.00	0.00	0.00	0.00
572 9210	TITLE I DISADVANTAGED YOUTH FY2010	0.00	0.00	0.00	0.00
572 9211	TITLE I DISADVANTAGED YOUTH FY2011	0.00	0.00	0.00	0.00
572 9212	TITLE I DISADVANTAGES YOUTH FY2012	0.00	0.00	0.00	0.00
572 9213	TITLE I DISADVANTAGES YOUTH FY2013	0.00	0.00	0.00	0.00
572 9214	TITLE I DISADVANTAGED YOUTH FY2014	0.00	0.00	0.00	0.00
572 9215	TITLE I DISADVANTAGED YOUTH FY2015	0.00	0.00	0.00	0.00
572 9216	TITLE I DISADVANTAGE YOUTH FY16	0.00	0.00	0.00	0.00
572 9217	TITLE I DISADVANTAGED YOUTH FY17	0.00	0.00	0.00	0.00
572 9218	TITLE I DISADVANTAGED YOUTH FY18	0.00	0.00	0.00	0.00
572 932N	TITLE I STIMULUS FY2010	0.00	0.00	0.00	0.00
572 9320	TITLE I STIMULUS FY2011	0.00	0.00	0.00	0.00

DATE: 04/01/19
 TIME: 15:05

BRADFORD BOARD OF EDUCATION
 MONTHLY STATEMENT BOARD/ACTIVITY ACCOUNTS - MARCH

MDECA CREATED (CASSUM)

FUND/SCC	DESCRIPTION	LAST MONTH'S BALANCE	CURRENT RECEIPTS	CURRENT EXPENDITURES	CURRENT CASH BALANCE
572 9718	TITLE I DISADVANTAGES YOUTH FY18	0.00	0.00	0.00	0.00
572 9819	TITLE ONE 2018-2019 SCHOOL YEAR	51,807.98	0.00	18,750.62	33,057.36
573 9005	TITLE V FY 04 CARRYOVER	0.00	0.00	0.00	0.00
573 9204	TITLE V FY 2004	0.00	0.00	0.00	0.00
573 9205	TITLE V FY 2005	0.00	0.00	0.00	0.00
573 9206	TITLE V FY 2006	0.00	0.00	0.00	0.00
573 9207	TITLE V FY2007	0.00	0.00	0.00	0.00
573 9208	TITLE V FY2008	0.00	0.00	0.00	0.00
573 9209	TITLE V FY2009	0.00	0.00	0.00	0.00
584 9005	DRUG FREE GRANT FY 2004 CARRYOVER	0.00	0.00	0.00	0.00
584 9204	TITLE IV-A SAFE AND DRUG FREE SCHOOLS FY 2004	0.00	0.00	0.00	0.00
584 9205	DRUG FREE GRANT FY 2005	0.00	0.00	0.00	0.00
584 9206	DRUG FREE GRANT FY 2006	0.00	0.00	0.00	0.00
584 9207	SAFE AND DRUG FREE GRANT FY2007	0.00	0.00	0.00	0.00
584 9208	SAFE AND DRUG FREE FY2008	0.00	0.00	0.00	0.00
584 9209	SAFE AND DRUG FREE FY2009	0.00	0.00	0.00	0.00
584 9210	SAFE AND DRUG FREE FY2010	0.00	0.00	0.00	0.00
587 9017	PRESCHOOL MONIES	0.00	0.00	0.00	0.00
587 9018	PRESCHOOL MONIES	0.00	0.00	0.00	0.00
587 9206	IDEA FY 2006 DK CO FLOW-THRU	0.00	0.00	0.00	0.00
587 9207	IDEA PRESCHOOL FY2007 (FLOW-THRU)	0.00	0.00	0.00	0.00
587 9208	IDEA PRESCHOOL SPEC ED FY2008 FLOW THRU	0.00	0.00	0.00	0.00
587 9209	IDEA PRESCHOOL SPEC ED FY2009 FLOWTHRU	0.00	0.00	0.00	0.00
587 9210	IDEA PRESCHOOL SPEC ED FY2010	0.00	0.00	0.00	0.00
587 9211	IDEA PRESCHOOL SPEC ED FY2011	0.00	0.00	0.00	0.00
587 9212	IDEA PRESCHOOL SPEC ED FY2012	0.00	0.00	0.00	0.00
587 9213	IDEA PRESCHOOL SPEC ED FY2013	0.00	0.00	0.00	0.00
587 9214	IDEA PRESCHOOL SPEC ED FY2013	0.00	0.00	0.00	0.00
587 9215	IDEA PRESCHOOL SPEC ED FY2015	0.00	0.00	0.00	0.00
587 9216	IDEA PRESCHOOL SPEC ED FY2016	0.00	0.00	0.00	0.00
587 9217	IDEA PRESCHOOL SPEC ED FY2017	0.00	0.00	0.00	0.00
587 932N	IDEA B FY2010 STIMULUS	0.00	0.00	0.00	0.00
587 9320	IDEA B FY2011 STIMULUS	0.00	0.00	0.00	0.00
587 9718	IDEA	0.00	0.00	0.00	0.00
587 9819	PRESCHOOL GRANT FOR 2018-2019	0.00	0.00	0.00	0.00
590 9005	IMPROVING TCHR QUALITY (FY 04 Carryover) FY05	0.00	0.00	0.00	0.00
590 9014	IMPROVING TEACHER QUALITY FY14	0.00	0.00	0.00	0.00
590 9203	TITLE II-A FY 2003 IMPROVING TEACHER QUALITY	0.00	0.00	0.00	0.00
590 9204	IMPROVING TEACHER QUALITY FY 2004	0.00	0.00	0.00	0.00
590 9205	IMPROVING TCHR QUALITY FY 2005	0.00	0.00	0.00	0.00
590 9206	IMPROVING TCHR QUALITY FY 2006	0.00	0.00	0.00	0.00
590 9207	IMPROVING TEACHER QUALITY FY2007	0.00	0.00	0.00	0.00
590 9208	IMPROVING TEACHER QUALITY FY2008	0.00	0.00	0.00	0.00
590 9209	IMPROVING TEACHER QUALITY FY2009	0.00	0.00	0.00	0.00
590 9210	IMPROVING TEACHER QUALITY FY2010	0.00	0.00	0.00	0.00
590 9211	IMPROVING TEACHER QUALITY FY2011	0.00	0.00	0.00	0.00
590 9212	IMPROVING TEACHER QUALITY FY2012	0.00	0.00	0.00	0.00
590 9213	IMPROVING TEACHER QUALITY FY2013	0.00	0.00	0.00	0.00
590 9214	IMPROVING TEACHER QUALITY FY2014	0.00	0.00	0.00	0.00
590 9215	IMPROVING TEACHER QUALITY FY2015	0.00	0.00	0.00	0.00
590 9216	IMPROVING TEACHER QUALITY FY2016	0.00	0.00	0.00	0.00
590 9217	IMPROVING TEACHER QUALITY FY2017	0.00	0.00	0.00	0.00

DATE: 04/01/19
 TIME: 15:05

BRADFORD BOARD OF EDUCATION
 MONTHLY STATEMENT BOARD/ACTIVITY ACCOUNTS - MARCH

MDECA CREATED (CASSUM)

FUND/SCC	DESCRIPTION	LAST MONTH'S BALANCE	CURRENT RECEIPTS	CURRENT EXPENDITURES	CURRENT CASH BALANCE
590 9218	IMPROVING TEACHER QUALITY FY18	0.00	0.00	0.00	0.00
590 9718	IMPROVING TEACHER QUALITY FY2018	0.00	0.00	0.00	0.00
590 9819	TITLE IIA FOR THE 2018-2019 SCHOOL YEAR	14,631.10	0.00	0.00	14,631.10
599 0000	OTHER MISC FEDERAL GRANTS	51.31	0.00	0.00	51.31
599 9001	FEMA MISC FEDERAL GRANT	0.00	0.00	0.00	0.00
599 9002	Assistive Technology Infusion Project Rd#2	0.00	0.00	0.00	0.00
599 9003	ASSISTIVE TECH INFUSION PROJECT Rd#3	0.00	0.00	0.00	0.00
599 9004	ATIP ROUND #4	0.00	0.00	0.00	0.00
599 9006	NATIONAL ARCHERY IN SCHOOLS PROGRAM	0.00	0.00	0.00	0.00
599 9118	MISC. FED. GRANT	71.60-	0.00	0.00	71.60-
599 9119	MISC. FED. GRANT	24,418.59-	0.00	0.00	35,167.49-
599 9199	GRANT SMALL RURAL SCHOOL GRANTS	24,037.00	0.00	10,748.90	24,037.00
599 9203	TITLE II-D TECHNOLOGY	0.00	0.00	0.00	0.00
599 9204	TITLE II-D FY 2004 TECHNOLOGY	0.00	0.00	0.00	0.00
599 9205	TITLE II-D FY 2005	0.00	0.00	0.00	0.00
599 9206	TITLE II-D FY 2006	0.00	0.00	0.00	0.00
599 9207	TITLE II-D FY2007	0.00	0.00	0.00	0.00
599 9208	TITLE II-D FY2008	0.00	0.00	0.00	0.00
599 9209	TITLE II-D FY2009	0.00	0.00	0.00	0.00
599 9210	TITLE II-D FY2010	0.00	0.00	0.00	0.00
599 9718	MISC. FED. GRANT	0.00	0.00	0.00	0.00
599 9819	TITLE IV FOR THE 2018-2019 SCHOOL YEAR	0.00	0.00	0.00	0.00
599 9905	REAP FEDERAL GRANT FY 2005	0.00	0.00	0.00	0.00
599 9907	REAP GRANT 2006 (FY2007)	0.00	0.00	0.00	0.00
599 9908	REAP 2007 (FY2008) FEDERAL GRANT	0.00	0.00	0.00	0.00
599 9909	REAP FY2009 FEDERAL GRANT	0.00	0.00	0.00	0.00
599 9910	REAP FY2010	0.00	0.00	0.00	0.00
599 9911	REAP FY2011	0.00	0.00	0.00	0.00
599 9912	REAP FY2012	0.00	0.00	0.00	0.00
599 9913	REAP FY2013	0.00	0.00	0.00	0.00
599 9914	REAP FY2014	0.00	0.00	0.00	0.00
599 9915	REAP FY2105	0.00	0.00	0.00	0.00
599 9916	REAP FY2016	0.00	0.00	0.00	0.00
599 9917	REAP FY2017	0.00	0.00	0.00	0.00
599 9918	REAP FY2018	24,311.50	0.00	0.00	24,311.50

GRAND TOTAL ALL FUNDS

7,804,567.99

1,105,063.31

748,170.54

8,161,460.76

RECEIPT LIST
List of Receipt Items by Date
MONTHLY REVENUE POSTINGS

Receipt Number	Item Number	Stat	Stat2	Description	Amount
----------------	-------------	------	-------	-------------	--------

Receipt Date: 03/01/2019

995041	0001	A		Student Breakfast	7.65
995041	0002	A		Adult Breakfast	0.50
995041	0003	A		Student Breakfast	1.00
995041	0004	A		Student Lunch Receipts	372.90
995041	0005	A		Student Milk Receipts	0.00
995041	0006	A		Student Alacarte	129.05
995041	0007	A		Adult Alacarte	26.00
995041	0008	A		Received On Account	(352.05)

RECEIPT TOTAL: 185.05

995042	0001	A		Thacker cash-broken CB Screen	50.00
--------	------	---	--	-------------------------------	-------

RECEIPT TOTAL: 50.00

999398	0001	B	EX	LEVPRO Adj. 01/24/19-03/01/19	1,561.36
999398	0002	B	EX	LEVPRO Adj. 01/24/19-03/01/19	1,053.45
999398	0003	B	EX	LEVPRO Adj. 01/24/19-03/01/19	956.10
999398	0004	B	EX	LEVPRO Adj. 01/24/19-03/01/19	594.48
999398	0005	B	EX	LEVPRO Adj. 01/24/19-03/01/19	1,554.00
999398	0006	B	EX	LEVPRO Adj. 01/24/19-03/01/19	1,343.98
999398	0007	B	EX	LEVPRO Adj. 01/24/19-03/01/19	775.50
999398	0008	B	EX	LEVPRO Adj. 01/24/19-03/01/19	923.19
999398	0009	B	EX	LEVPRO Adj. 01/24/19-03/01/19	959.78
999398	0010	B	EX	LEVPRO Adj. 01/24/19-03/01/19	328.16
999398	0011	B	EX	LEVPRO Adj. 01/24/19-03/01/19	(372.76)
999398	0012	B	EX	LEVPRO Adj. 01/24/19-03/01/19	(254.62)
999398	0013	B	EX	LEVPRO Adj. 01/24/19-03/01/19	(155.10)
999398	0014	B	EX	LEVPRO Adj. 01/24/19-03/01/19	(307.73)
999398	0015	B	EX	LEVPRO Adj. 01/24/19-03/01/19	(105.57)
999398	0016	B	EX	LEVPRO Adj. 01/24/19-03/01/19	(118.90)
999398	0017	B	EX	LEVPRO Adj. 01/24/19-03/01/19	(191.96)
999398	0018	B	EX	LEVPRO Adj. 01/24/19-03/01/19	(1,188.60)
999398	0019	B	EX	LEVPRO Adj. 01/24/19-03/01/19	(947.88)
999398	0020	B	EX	LEVPRO Adj. 01/24/19-03/01/19	(956.10)
999398	0021	B	EX	LEVPRO Adj. 01/24/19-03/01/19	(475.58)
999398	0022	B	EX	LEVPRO Adj. 01/24/19-03/01/19	(1,299.38)
999398	0023	B	EX	LEVPRO Adj. 01/24/19-03/01/19	(1,343.98)
999398	0024	B	EX	LEVPRO Adj. 01/24/19-03/01/19	(620.40)
999398	0025	B	EX	LEVPRO Adj. 01/24/19-03/01/19	(615.46)
999398	0026	B	EX	LEVPRO Adj. 01/24/19-03/01/19	(767.82)
999398	0027	B	EX	LEVPRO Adj. 01/24/19-03/01/19	(328.16)
999398	0028	B	EX	LEVPRO Adj. 01/24/19-03/01/19	1,314.39
999398	0029	B	EX	LEVPRO Adj. 01/24/19-03/01/19	(1,075.41)
999398	0030	B	EX	LEVPRO Adj. 01/24/19-03/01/19	(238.98)
999398	0031	B	EX	LEVPRO Adj. 01/24/19-03/01/19	1,498.59
999398	0032	B	EX	LEVPRO Adj. 01/24/19-03/01/19	188.50

List of Receipt Items by Date
MONTHLY REVENUE POSTINGS

Receipt Number	Item Number	Stat	Stat2	Description	Amount
Receipt Date: 03/01/2019					
999398	0033	B	EX	LEVPRO Adj. 01/24/19-03/01/19	304.89
999398	0034	B	EX	LEVPRO Adj. 01/24/19-03/01/19	1,464.01
999398	0035	B	EX	LEVPRO Adj. 01/24/19-03/01/19	376.26
999398	0036	B	EX	LEVPRO Adj. 01/24/19-03/01/19	317.42
999398	0037	B	EX	LEVPRO Adj. 01/24/19-03/01/19	847.23
999398	0038	B	EX	LEVPRO Adj. 01/24/19-03/01/19	623.79
999398	0039	B	EX	LEVPRO Adj. 01/24/19-03/01/19 (638.92)
999398	0040	B	EX	LEVPRO Adj. 01/24/19-03/01/19 (101.63)
999398	0041	B	EX	LEVPRO Adj. 01/24/19-03/01/19 (330.61)
999398	0042	B	EX	LEVPRO Adj. 01/24/19-03/01/19 (125.42)
999398	0043	B	EX	LEVPRO Adj. 01/24/19-03/01/19 (282.41)
999398	0044	B	EX	LEVPRO Adj. 01/24/19-03/01/19 (56.71)
999398	0045	B	EX	LEVPRO Adj. 01/24/19-03/01/19 (159.73)
999398	0046	B	EX	LEVPRO Adj. 01/24/19-03/01/19 (699.94)
999398	0047	B	EX	LEVPRO Adj. 01/24/19-03/01/19 (188.50)
999398	0048	B	EX	LEVPRO Adj. 01/24/19-03/01/19 (203.26)
999398	0049	B	EX	LEVPRO Adj. 01/24/19-03/01/19 (1,133.40)
999398	0050	B	EX	LEVPRO Adj. 01/24/19-03/01/19 (250.84)
999398	0051	B	EX	LEVPRO Adj. 01/24/19-03/01/19 (317.42)
999398	0052	B	EX	LEVPRO Adj. 01/24/19-03/01/19 (564.82)
999398	0053	B	EX	LEVPRO Adj. 01/24/19-03/01/19 (567.08)
999398	0054	B	EX	LEVPRO Adj. 01/24/19-03/01/19	461.52
999398	0055	B	EX	LEVPRO Adj. 01/24/19-03/01/19	746.49
999398	0056	B	EX	LEVPRO Adj. 01/24/19-03/01/19	407.92
999398	0057	B	EX	LEVPRO Adj. 01/24/19-03/01/19	713.37
999398	0058	B	EX	LEVPRO Adj. 01/24/19-03/01/19	498.75
999398	0059	B	EX	LEVPRO Adj. 01/24/19-03/01/19	1,029.60
999398	0060	B	EX	LEVPRO Adj. 01/24/19-03/01/19	328.16
999398	0061	B	EX	LEVPRO Adj. 01/24/19-03/01/19	680.49
999398	0062	B	EX	LEVPRO Adj. 01/24/19-03/01/19	510.36
999398	0063	B	EX	LEVPRO Adj. 01/24/19-03/01/19 (248.83)
999398	0064	B	EX	LEVPRO Adj. 01/24/19-03/01/19 (166.25)
999398	0065	B	EX	LEVPRO Adj. 01/24/19-03/01/19 (226.83)
999398	0066	B	EX	LEVPRO Adj. 01/24/19-03/01/19 (170.12)
999398	0067	B	EX	LEVPRO Adj. 01/24/19-03/01/19 (237.79)
999398	0068	B	EX	LEVPRO Adj. 01/24/19-03/01/19 (461.52)
999398	0069	B	EX	LEVPRO Adj. 01/24/19-03/01/19 (497.66)
999398	0070	B	EX	LEVPRO Adj. 01/24/19-03/01/19 (407.92)
999398	0071	B	EX	LEVPRO Adj. 01/24/19-03/01/19 (475.58)
999398	0072	B	EX	LEVPRO Adj. 01/24/19-03/01/19 (332.50)
999398	0073	B	EX	LEVPRO Adj. 01/24/19-03/01/19 (1,029.60)
999398	0074	B	EX	LEVPRO Adj. 01/24/19-03/01/19 (328.16)
999398	0075	B	EX	LEVPRO Adj. 01/24/19-03/01/19 (453.66)
999398	0076	B	EX	LEVPRO Adj. 01/24/19-03/01/19 (340.24)
999398	0077	B	EX	LEVPRO Adj. 01/24/19-03/01/19	92.86
999398	0078	B	EX	LEVPRO Adj. 01/24/19-03/01/19 (92.86)
999398	0079	B	EX	LEVPRO Adj. 01/24/19-03/01/19	1,572.94

List of Receipt Items by Date
MONTHLY REVENUE POSTINGS

Receipt Number	Item Number	Stat	Stat2	Description	Amount
Receipt Date: 03/01/2019					
999398	0080	B	EX	LEVPRO Adj. 01/24/19-03/01/19	(1,572.94)
999398	0081	B	EX	LEVPRO Adj. 01/24/19-03/01/19	196.49
999398	0082	B	EX	LEVPRO Adj. 01/24/19-03/01/19	(45.01)
999398	0083	B	EX	LEVPRO Adj. 01/24/19-03/01/19	(151.48)
999398	0084	B	EX	LEVPRO Adj. 01/24/19-03/01/19	3,195.00
999398	0085	B	EX	LEVPRO Adj. 01/24/19-03/01/19	(936.26)
999398	0086	B	EX	LEVPRO Adj. 01/24/19-03/01/19	(2,258.74)
999398	0087	B	EX	LEVPRO Adj. 01/24/19-03/01/19	1,228.58
999398	0088	B	EX	LEVPRO Adj. 01/24/19-03/01/19	(526.54)
999398	0089	B	EX	LEVPRO Adj. 01/24/19-03/01/19	(702.04)
999398	0090	B	EX	LEVPRO Adj. 01/24/19-03/01/19	212.06
999398	0091	B	EX	LEVPRO Adj. 01/24/19-03/01/19	(212.06)
999398	0092	B	EX	LEVPRO Adj. 01/24/19-03/01/19	410.83
999398	0093	B	EX	LEVPRO Adj. 01/24/19-03/01/19	(249.55)
999398	0094	B	EX	LEVPRO Adj. 01/24/19-03/01/19	(161.28)
999398	0095	B	EX	LEVPRO Adj. 01/24/19-03/01/19	455.94
999398	0096	B	EX	LEVPRO Adj. 01/24/19-03/01/19	(455.94)
999398	0097	B	EX	LEVPRO Adj. 01/24/19-03/01/19	180.16
999398	0098	B	EX	LEVPRO Adj. 01/24/19-03/01/19	(180.16)
999398	0099	B	EX	LEVPRO Adj. 01/24/19-03/01/19	960.93
999398	0100	B	EX	LEVPRO Adj. 01/24/19-03/01/19	774.44
999398	0101	B	EX	LEVPRO Adj. 01/24/19-03/01/19	(611.50)
999398	0102	B	EX	LEVPRO Adj. 01/24/19-03/01/19	(387.22)
999398	0103	B	EX	LEVPRO Adj. 01/24/19-03/01/19	(349.43)
999398	0104	B	EX	LEVPRO Adj. 01/24/19-03/01/19	(387.22)
999398	0105	B	EX	LEVPRO Adj. 01/24/19-03/01/19	196.80
999398	0106	B	EX	LEVPRO Adj. 01/24/19-03/01/19	183.52
999398	0107	B	EX	LEVPRO Adj. 01/24/19-03/01/19	(196.80)
999398	0108	B	EX	LEVPRO Adj. 01/24/19-03/01/19	(183.52)
999398	0109	B	EX	LEVPRO Adj. 01/24/19-03/01/19	436.79
999398	0110	B	EX	LEVPRO Adj. 01/24/19-03/01/19	(87.36)
999398	0111	B	EX	LEVPRO Adj. 01/24/19-03/01/19	(349.43)
999398	0112	B	EX	LEVPRO Adj. 01/24/19-03/01/19	559.32
999398	0113	B	EX	LEVPRO Adj. 01/24/19-03/01/19	(559.32)
999398	0114	B	EX	LEVPRO Adj. 01/24/19-03/01/19	1,376.38
999398	0115	B	EX	LEVPRO Adj. 01/24/19-03/01/19	(283.20)
999398	0116	B	EX	LEVPRO Adj. 01/24/19-03/01/19	(389.47)
999398	0117	B	EX	LEVPRO Adj. 01/24/19-03/01/19	(703.71)
999398	0118	B	EX	LEVPRO Adj. 01/24/19-03/01/19	53.81
999398	0119	B	EX	LEVPRO Adj. 01/24/19-03/01/19	(53.81)
999398	0120	B	EX	LEVPRO Adj. 01/24/19-03/01/19	193.36
999398	0121	B	EX	LEVPRO Adj. 01/24/19-03/01/19	(193.36)
999398	0122	B	EX	LEVPRO Adj. 01/24/19-03/01/19	161.41
999398	0123	B	EX	LEVPRO Adj. 01/24/19-03/01/19	(161.41)
999398	0124	B	EX	LEVPRO Adj. 01/24/19-03/01/19	588.86
999398	0125	B	EX	LEVPRO Adj. 01/24/19-03/01/19	(86.10)
999398	0126	B	EX	LEVPRO Adj. 01/24/19-03/01/19	(502.76)

RECEIPT LIST
List of Receipt Items by Date
MONTHLY REVENUE POSTINGS

Receipt Number	Item Number	Stat	Stat2	Description	Amount
----------------	-------------	------	-------	-------------	--------

Receipt Date: 03/05/2019

RECEIPT TOTAL:					481.11
995047	0001	A		AGRICULTURE/RESIDENTIAL	254,442.75
995047	0002	A		COMMERCIAL/INDUSTRIAL	11,975.56
995047	0003	A		DELIQUENT TAX	11,661.34
995047	0004	A		PERSONAL PROPERTY UTILITY	10,348.10
995047	0005	A		BOND FUND RE TAX	21,567.57
995047	0006	A		BOND FUND	3,159.53
995047	0007	A		BOND FUND P PROPERTY UTILITY	627.28
995047	0008	A		BOND FUND P PROPERTY UTILITY	91.89
995047	0009	A		MAINT FUND RE TAX	4,679.00
995047	0010	A		MAINT FUND RE TAX	210.37
995047	0011	A		MAINT FUND PP UTILITY	199.77
995047	0012	B	EX	AUDITOR & TREASURER'S FEES	(4,436.90)
995047	0013	B	EX	DTAC	(599.36)
995047	0014	B	EX	AUDITOR & TREASURER'S FEES	(341.73)
995047	0015	B	EX	DTAC	(45.13)
995047	0016	B	EX	AUDITOR & TREASURER'S FEES	(50.06)
995047	0017	B	EX	DTAC	(6.61)
995047	0018	B	EX	AUDITOR & TREASURER'S FEES	(78.39)
995047	0019	B	EX	DTAC	(10.51)
995047	0020	B	EX	ELECTION FEES	0.00
RECEIPT TOTAL:					313,394.47
TOTAL FOR DATE: 03/05/2019					313,875.58

Receipt Date: 03/06/2019

995048	0001	A		AGRICULTURE/RESIDENTIAL	125,000.00
RECEIPT TOTAL:					125,000.00
995049	0001	A		Student Breakfast	25.00
995049	0002	A		Adult Breakfast	0.00
995049	0003	A		Student Breakfast	0.00
995049	0004	A		Student Lunch Receipts	345.45
995049	0005	A		Student Milk Receipts	0.00
995049	0006	A		Student Alacarte	132.00
995049	0007	A		Adult Alacarte	62.25
995049	0008	A		Received On Account	(203.20)
RECEIPT TOTAL:					361.50
995050	0001	A		Sam Hill Ck 3390 DC Trip	200.00

RECEIPT LIST
List of Receipt Items by Date
MONTHLY REVENUE POSTINGS

Receipt Number	Item Number	Stat	Stat2	Description	Amount
Receipt Date: 03/06/2019					
995050	0002	A		Xav Robinson Ck 2158 DC Trip	200.00
995050	0003	A		Melgaard ck 1868 DC Trip	50.00
RECEIPT TOTAL:					450.00
995066	0001	A		Received on Acct-Lunch Payment	413.00
RECEIPT TOTAL:					413.00
TOTAL FOR DATE: 03/06/2019					126,224.50
Receipt Date: 03/07/2019					
995051	0001	A		Student Breakfast	24.70
995051	0002	A		Adult Breakfast	0.00
995051	0003	A		Student Breakfast	4.50
995051	0004	A		Student Lunch Receipts	363.85
995051	0005	A		Student Milk Receipts	0.00
995051	0006	A		Student Alacarte	138.20
995051	0007	A		Adult Alacarte	20.50
995051	0008	A		Received On Account	(187.55)
RECEIPT TOTAL:					364.20
TOTAL FOR DATE: 03/07/2019					364.20
Receipt Date: 03/08/2019					
995052	0001	A		HS Principal Coke Sales	80.00
RECEIPT TOTAL:					80.00
995053	0001	B	EX	PCash for athletic tournament	50.00
RECEIPT TOTAL:					50.00
995054	0001	B	EX	Refund for Paige Canan WSU	1,000.00
RECEIPT TOTAL:					1,000.00
995055	0001	A		Opportunity Grant	80,001.78
995055	0002	A		Targeted Assistance	24,950.16
995055	0003	A		K-3 Literacy	1,702.69
995055	0004	A		Economic Disadvantaged Funding	1,504.91
995055	0005	A		Limited Eng Proficiency Fundin	0.00

RECEIPT LIST
List of Receipt Items by Date
MONTHLY REVENUE POSTINGS

Receipt Number	Item Number	Stat	Stat2	Description	Amount
Receipt Date: 03/08/2019					
995055	0006	A		Gifted Education Funding	1,583.28
995055	0007	A		Transportation	4,079.34
995055	0008	A		Special Education Addl Funding	11,329.98
995055	0009	A		Capacity Aid	47,830.75
995055	0010	A		Graduation Bonus	0.00
995055	0011	A		Third Grade Reading Bonus	0.00
995055	0012	A		Career Tech Education Funding	182.12
995055	0013	A		Preschool Special Education	1,054.37
995055	0014	A		Special Education Transportat	575.17
995055	0015	A		Open Enrollment Adjustment	13,374.99
995055	0016	B	EX	Educational Service Center	(4,485.81)
995055	0017	B	EX	Open Enrollment Adjustment	(17,771.97)
995055	0018	B	EX	Community School Adjustment	(1,497.97)
995055	0019	B	EX	Scholarship Transfer	(1,015.80)
995055	0020	B	EX	Other Adjustment -negative	(505.47)
995055	0021	B	EX	SF14 Regular Tuition	(21.82)
995055	0022	B	EX	SF14 Special Education Tuition	(82.74)
995055	0023	B	EX	College Credit Plus	(1,430.79)
995055	0024	B	EX	School Employees Retirement Sy	(6,215.00)
995055	0025	B	EX	State Teachers Retirement Sys	(16,252.00)
995055	0026	B	EX	Excess Cost	(5,034.40)
995055	0027	A		SF14 Regular Tuition	(4.18)
995055	0028	A		FY 2018 Final #2 Adjustment	0.00
995055	0029	A		SF6 Excess Costs	34,084.01
RECEIPT TOTAL:					167,935.60
995056	0001	A		Athletic Boosters sales	121.38
RECEIPT TOTAL:					121.38
995057	0001	A		Deven Hawes Ck 139 DC Trip	100.00
RECEIPT TOTAL:					100.00
995058	0001	A		Student Breakfast	20.30
995058	0002	A		Adult Breakfast	2.00
995058	0003	A		Student Breakfast	1.50
995058	0004	A		Student Lunch Receipts	363.70
995058	0005	A		Student Milk Receipts	0.00
995058	0006	A		Student Alacarte	160.45
995058	0007	A		Adult Alacarte	44.50
995058	0008	A		Received On Account	(311.16)
RECEIPT TOTAL:					281.29
995059	0001	A		cash donation for light covers	30.00

RECEIPT LIST
List of Receipt Items by Date
MONTHLY REVENUE POSTINGS

Receipt Number	Item Number	Stat	Stat2	Description	Amount
----------------	-------------	------	-------	-------------	--------

Receipt Date: 03/08/2019

RECEIPT TOTAL: 30.00

995060	0001	A		Robinson, B 16-17 Fees ck 2159	35.00
995060	0002	A		Robinson, B 17-18 Fees ck 2159	35.00

RECEIPT TOTAL: 70.00

995061	0001	A		Cash National FFA convention	150.00
--------	------	---	--	------------------------------	--------

RECEIPT TOTAL: 150.00

TOTAL FOR DATE: 03/08/2019 169,818.27

Receipt Date: 03/11/2019

995062	0001	A		Cash Sales World's Finest Choc	60.03
--------	------	---	--	--------------------------------	-------

RECEIPT TOTAL: 60.03

995063	0001	A		Oh St Eagles Donation Scholars	1,000.00
--------	------	---	--	--------------------------------	----------

RECEIPT TOTAL: 1,000.00

995064	0001	A		Student Breakfast	16.05
995064	0002	A		Adult Breakfast	5.00
995064	0003	A		Student Breakfast	2.25
995064	0004	A		Student Lunch Receipts	339.85
995064	0005	A		Student Milk Receipts	0.50
995064	0006	A		Student Alacarte	195.25
995064	0007	A		Adult Alacarte	59.00
995064	0008	A		Received On Account	15.35

RECEIPT TOTAL: 633.25

995065	0001	A		Robinson, B 17-18 Fees ck 2159	35.00
995065	0002	A		Robinson, B 17-18 Fees ck 2159 (35.00)

RECEIPT TOTAL: 0.00

TOTAL FOR DATE: 03/11/2019 1,693.28

Receipt Date: 03/12/2019

995067	0001	A		Student Breakfast	12.70
--------	------	---	--	-------------------	-------

RECEIPT LIST
List of Receipt Items by Date
MONTHLY REVENUE POSTINGS

Receipt Number	Item Number	Stat	Stat2	Description	Amount
----------------	-------------	------	-------	-------------	--------

Receipt Date: 03/12/2019

995067	0002	A		Adult Breakfast	0.00
995067	0003	A		Student Breakfast	6.25
995067	0004	A		Student Lunch Receipts	305.20
995067	0005	A		Student Milk Receipts	0.00
995067	0006	A		Student Alacarte	109.50
995067	0007	A		Adult Alacarte	39.25
995067	0008	A		Received On Account	(249.04)

RECEIPT TOTAL: 223.86

TOTAL FOR DATE: 03/12/2019 223.86

Receipt Date: 03/13/2019

995068	0001	A		LUNCH-PUBLIC SECT 11	274.86
995068	0002	A		LUNCH-PUBLIC SECT 11	8,894.91
995068	0003	A		CRRS BREAKFAST REIMB -FEB 19	2,150.20

RECEIPT TOTAL: 11,319.97

995069	0001	A		Manufactured Home	209.78
995069	0002	A		Manufactured Homes	57.32
995069	0003	A		Manufactured Homes-bond	17.16
995069	0004	A		Manufactured Homes-BOND 9020	2.52
995069	0005	A		Manufactured Home-Maintenance	5.05
995069	0006	B	EX	Manufactured Homes auditing fe	(25.47)
995069	0007	B	EX	Manufactured Homes-Bond fees	(1.87)
995069	0008	B	EX	Manufactured Homes-Bond 9020	0.00
995069	0009	B	EX	Manufactured Homes-Maintenance	(0.47)

RECEIPT TOTAL: 264.02

995070	0001	A		Student Breakfast	24.80
995070	0002	A		Adult Breakfast	4.00
995070	0003	A		Student Breakfast	3.25
995070	0004	A		Student Lunch Receipts	311.00
995070	0005	A		Student Milk Receipts	1.00
995070	0006	A		Student Alacarte	84.50
995070	0007	A		Adult Alacarte	43.25
995070	0008	A		Received On Account	3.50

RECEIPT TOTAL: 475.30

TOTAL FOR DATE: 03/13/2019 12,059.29

RECEIPT LIST
List of Receipt Items by Date
MONTHLY REVENUE POSTINGS

Receipt Number	Item Number	Stat	Stat2	Description	Amount
Receipt Date: 03/14/2019					
995071	0001	A		Student Breakfast	21.30
995071	0002	A		Adult Breakfast	0.00
995071	0003	A		Student Breakfast	3.50
995071	0004	A		Student Lunch Receipts	332.60
995071	0005	A		Student Milk Receipts	0.00
995071	0006	A		Student Alacarte	92.50
995071	0007	A		Adult Alacarte	31.75
995071	0008	A		Received On Account	23.60
RECEIPT TOTAL:					505.25
TOTAL FOR DATE: 03/14/2019					505.25
Receipt Date: 03/15/2019					
995072	0001	A		Silent Auction Sales	245.00
995072	0002	A		S Myers Silent Auction #1315	15.00
995072	0003	A		T Bryan Silent Auction #5042	15.00
995072	0004	A		T Barhorst Silent Auction#2017	20.00
995072	0005	A		M Triplett Silent Auction#1381	50.00
995072	0006	A		M Miller Silent Auction #1955	50.00
995072	0007	A		S Helman Silent Auction #4426	155.00
995072	0008	A		W Ray Silent Auction # 7698	50.00
995072	0009	A		R Clark Silent Auction #1112	35.00
RECEIPT TOTAL:					635.00
995073	0001	A		Student Breakfast	21.10
995073	0002	A		Adult Breakfast	0.50
995073	0003	A		Student Breakfast	6.00
995073	0004	A		Student Lunch Receipts	369.90
995073	0005	A		Student Milk Receipts	0.50
995073	0006	A		Student Alacarte	132.00
995073	0007	A		Adult Alacarte	31.25
995073	0008	A		Received On Account	(257.00)
RECEIPT TOTAL:					304.25
995074	0001	B	EX	SERS Correction	(3,259.79)
995074	0002	B	EX	SERS Correction	3,259.79
995074	0003	B	EX	SERS Correction	(3,259.79)
995074	0004	B	EX	SERS Correction	(3,259.79)
995074	0005	B	EX	SERS Correction	6,519.58
RECEIPT TOTAL:					0.00

List of Receipt Items by Date
MONTHLY REVENUE POSTINGS

Receipt Number	Item Number	Stat	Stat2	Description	Amount
Receipt Date: 03/15/2019					
995075	0001	B	EX	SERS Correction	3,259.79
995075	0002	B	EX	SERS Correction	(3,259.79)
RECEIPT TOTAL:					0.00
995098	0001	B	EX	SERS Correction	3,259.79
995098	0002	B	EX	SERS Correction	(3,259.79)
RECEIPT TOTAL:					0.00
999399	0001	B	EX	LEVPRO Adj. 01/24/19-03/15/19	1,339.82
999399	0002	B	EX	LEVPRO Adj. 01/24/19-03/15/19	736.74
999399	0003	B	EX	LEVPRO Adj. 01/24/19-03/15/19	491.28
999399	0004	B	EX	LEVPRO Adj. 01/24/19-03/15/19	237.79
999399	0005	B	EX	LEVPRO Adj. 01/24/19-03/15/19	1,044.76
999399	0006	B	EX	LEVPRO Adj. 01/24/19-03/15/19	1,353.43
999399	0007	B	EX	LEVPRO Adj. 01/24/19-03/15/19	775.50
999399	0008	B	EX	LEVPRO Adj. 01/24/19-03/15/19	923.19
999399	0009	B	EX	LEVPRO Adj. 01/24/19-03/15/19	959.78
999399	0010	B	EX	LEVPRO Adj. 01/24/19-03/15/19	492.24
999399	0011	B	EX	LEVPRO Adj. 01/24/19-03/15/19	(745.52)
999399	0012	B	EX	LEVPRO Adj. 01/24/19-03/15/19	(262.80)
999399	0013	B	EX	LEVPRO Adj. 01/24/19-03/15/19	(395.07)
999399	0014	B	EX	LEVPRO Adj. 01/24/19-03/15/19	(681.44)
999399	0015	B	EX	LEVPRO Adj. 01/24/19-03/15/19	(465.30)
999399	0016	B	EX	LEVPRO Adj. 01/24/19-03/15/19	(615.46)
999399	0017	B	EX	LEVPRO Adj. 01/24/19-03/15/19	(328.16)
999399	0018	B	EX	LEVPRO Adj. 01/24/19-03/15/19	(575.87)
999399	0019	B	EX	LEVPRO Adj. 01/24/19-03/15/19	(594.30)
999399	0020	B	EX	LEVPRO Adj. 01/24/19-03/15/19	(473.94)
999399	0021	B	EX	LEVPRO Adj. 01/24/19-03/15/19	(491.28)
999399	0022	B	EX	LEVPRO Adj. 01/24/19-03/15/19	(237.79)
999399	0023	B	EX	LEVPRO Adj. 01/24/19-03/15/19	(649.69)
999399	0024	B	EX	LEVPRO Adj. 01/24/19-03/15/19	(671.99)
999399	0025	B	EX	LEVPRO Adj. 01/24/19-03/15/19	(310.20)
999399	0026	B	EX	LEVPRO Adj. 01/24/19-03/15/19	(307.73)
999399	0027	B	EX	LEVPRO Adj. 01/24/19-03/15/19	(383.91)
999399	0028	B	EX	LEVPRO Adj. 01/24/19-03/15/19	(164.08)
999399	0029	B	EX	LEVPRO Adj. 01/24/19-03/15/19	1,194.90
999399	0030	B	EX	LEVPRO Adj. 01/24/19-03/15/19	(955.92)
999399	0031	B	EX	LEVPRO Adj. 01/24/19-03/15/19	(238.98)
999399	0032	B	EX	LEVPRO Adj. 01/24/19-03/15/19	1,468.08
999399	0033	B	EX	LEVPRO Adj. 01/24/19-03/15/19	94.25
999399	0034	B	EX	LEVPRO Adj. 01/24/19-03/15/19	203.26
999399	0035	B	EX	LEVPRO Adj. 01/24/19-03/15/19	802.79
999399	0036	B	EX	LEVPRO Adj. 01/24/19-03/15/19	125.42
999399	0037	B	EX	LEVPRO Adj. 01/24/19-03/15/19	158.71

List of Receipt Items by Date
MONTHLY REVENUE POSTINGS

Receipt Number	Item Number	Stat	Stat2	Description	Amount
Receipt Date: 03/15/2019					
999399	0038	B	EX	LEVPRO Adj. 01/24/19-03/15/19	564.82
999399	0039	B	EX	LEVPRO Adj. 01/24/19-03/15/19	340.25
999399	0040	B	EX	LEVPRO Adj. 01/24/19-03/15/19 (638.92)
999399	0041	B	EX	LEVPRO Adj. 01/24/19-03/15/19 (101.63)
999399	0042	B	EX	LEVPRO Adj. 01/24/19-03/15/19 (236.09)
999399	0043	B	EX	LEVPRO Adj. 01/24/19-03/15/19 (282.41)
999399	0044	B	EX	LEVPRO Adj. 01/24/19-03/15/19 (56.71)
999399	0045	B	EX	LEVPRO Adj. 01/24/19-03/15/19 (479.19)
999399	0046	B	EX	LEVPRO Adj. 01/24/19-03/15/19 (349.97)
999399	0047	B	EX	LEVPRO Adj. 01/24/19-03/15/19 (94.25)
999399	0048	B	EX	LEVPRO Adj. 01/24/19-03/15/19 (101.63)
999399	0049	B	EX	LEVPRO Adj. 01/24/19-03/15/19 (566.70)
999399	0050	B	EX	LEVPRO Adj. 01/24/19-03/15/19 (125.42)
999399	0051	B	EX	LEVPRO Adj. 01/24/19-03/15/19 (158.71)
999399	0052	B	EX	LEVPRO Adj. 01/24/19-03/15/19 (282.41)
999399	0053	B	EX	LEVPRO Adj. 01/24/19-03/15/19 (283.54)
999399	0054	B	EX	LEVPRO Adj. 01/24/19-03/15/19	230.76
999399	0055	B	EX	LEVPRO Adj. 01/24/19-03/15/19	497.66
999399	0056	B	EX	LEVPRO Adj. 01/24/19-03/15/19	426.82
999399	0057	B	EX	LEVPRO Adj. 01/24/19-03/15/19	475.58
999399	0058	B	EX	LEVPRO Adj. 01/24/19-03/15/19	166.25
999399	0059	B	EX	LEVPRO Adj. 01/24/19-03/15/19	514.80
999399	0060	B	EX	LEVPRO Adj. 01/24/19-03/15/19	164.08
999399	0061	B	EX	LEVPRO Adj. 01/24/19-03/15/19	236.28
999399	0062	B	EX	LEVPRO Adj. 01/24/19-03/15/19	340.24
999399	0063	B	EX	LEVPRO Adj. 01/24/19-03/15/19 (248.83)
999399	0064	B	EX	LEVPRO Adj. 01/24/19-03/15/19 (213.41)
999399	0065	B	EX	LEVPRO Adj. 01/24/19-03/15/19 (170.12)
999399	0066	B	EX	LEVPRO Adj. 01/24/19-03/15/19 (237.79)
999399	0067	B	EX	LEVPRO Adj. 01/24/19-03/15/19	0.00
999399	0068	B	EX	LEVPRO Adj. 01/24/19-03/15/19 (230.76)
999399	0069	B	EX	LEVPRO Adj. 01/24/19-03/15/19 (248.83)
999399	0070	B	EX	LEVPRO Adj. 01/24/19-03/15/19 (213.41)
999399	0071	B	EX	LEVPRO Adj. 01/24/19-03/15/19 (237.79)
999399	0072	B	EX	LEVPRO Adj. 01/24/19-03/15/19 (166.25)
999399	0073	B	EX	LEVPRO Adj. 01/24/19-03/15/19 (514.80)
999399	0074	B	EX	LEVPRO Adj. 01/24/19-03/15/19 (164.08)
999399	0075	B	EX	LEVPRO Adj. 01/24/19-03/15/19 (236.28)
999399	0076	B	EX	LEVPRO Adj. 01/24/19-03/15/19 (170.12)
999399	0077	B	EX	LEVPRO Adj. 01/24/19-03/15/19	46.43
999399	0078	B	EX	LEVPRO Adj. 01/24/19-03/15/19 (46.43)
999399	0079	B	EX	LEVPRO Adj. 01/24/19-03/15/19	961.70
999399	0080	B	EX	LEVPRO Adj. 01/24/19-03/15/19 (175.23)
999399	0081	B	EX	LEVPRO Adj. 01/24/19-03/15/19 (786.47)
999399	0082	B	EX	LEVPRO Adj. 01/24/19-03/15/19	274.40
999399	0083	B	EX	LEVPRO Adj. 01/24/19-03/15/19 (122.92)
999399	0084	B	EX	LEVPRO Adj. 01/24/19-03/15/19 (151.48)

List of Receipt Items by Date
MONTHLY REVENUE POSTINGS

Receipt Number	Item Number	Stat	Stat2	Description	Amount
Receipt Date: 03/15/2019					
999399	0085	B	EX	LEVPRO Adj. 01/24/19-03/15/19	1,129.37
999399	0086	B	EX	LEVPRO Adj. 01/24/19-03/15/19 (1,129.37)
999399	0087	B	EX	LEVPRO Adj. 01/24/19-03/15/19	702.05
999399	0088	B	EX	LEVPRO Adj. 01/24/19-03/15/19 (87.76)
999399	0089	B	EX	LEVPRO Adj. 01/24/19-03/15/19 (263.27)
999399	0090	B	EX	LEVPRO Adj. 01/24/19-03/15/19 (351.02)
999399	0091	B	EX	LEVPRO Adj. 01/24/19-03/15/19	265.08
999399	0092	B	EX	LEVPRO Adj. 01/24/19-03/15/19 (53.02)
999399	0093	B	EX	LEVPRO Adj. 01/24/19-03/15/19 (212.06)
999399	0094	B	EX	LEVPRO Adj. 01/24/19-03/15/19	384.03
999399	0095	B	EX	LEVPRO Adj. 01/24/19-03/15/19 (222.75)
999399	0096	B	EX	LEVPRO Adj. 01/24/19-03/15/19 (161.28)
999399	0097	B	EX	LEVPRO Adj. 01/24/19-03/15/19	455.94
999399	0098	B	EX	LEVPRO Adj. 01/24/19-03/15/19 (455.94)
999399	0099	B	EX	LEVPRO Adj. 01/24/19-03/15/19	180.16
999399	0100	B	EX	LEVPRO Adj. 01/24/19-03/15/19 (180.16)
999399	0101	B	EX	LEVPRO Adj. 01/24/19-03/15/19	349.43
999399	0102	B	EX	LEVPRO Adj. 01/24/19-03/15/19	387.22
999399	0103	B	EX	LEVPRO Adj. 01/24/19-03/15/19 (349.43)
999399	0104	B	EX	LEVPRO Adj. 01/24/19-03/15/19 (387.22)
999399	0105	B	EX	LEVPRO Adj. 01/24/19-03/15/19	196.80
999399	0106	B	EX	LEVPRO Adj. 01/24/19-03/15/19	183.52
999399	0107	B	EX	LEVPRO Adj. 01/24/19-03/15/19 (196.80)
999399	0108	B	EX	LEVPRO Adj. 01/24/19-03/15/19 (183.52)
999399	0109	B	EX	LEVPRO Adj. 01/24/19-03/15/19	436.79
999399	0110	B	EX	LEVPRO Adj. 01/24/19-03/15/19 (87.36)
999399	0111	B	EX	LEVPRO Adj. 01/24/19-03/15/19 (349.43)
999399	0112	B	EX	LEVPRO Adj. 01/24/19-03/15/19	559.32
999399	0113	B	EX	LEVPRO Adj. 01/24/19-03/15/19 (559.32)
999399	0114	B	EX	LEVPRO Adj. 01/24/19-03/15/19	1,396.33
999399	0115	B	EX	LEVPRO Adj. 01/24/19-03/15/19 (692.62)
999399	0116	B	EX	LEVPRO Adj. 01/24/19-03/15/19 (703.71)
999399	0117	B	EX	LEVPRO Adj. 01/24/19-03/15/19	53.81
999399	0118	B	EX	LEVPRO Adj. 01/24/19-03/15/19 (53.81)
999399	0119	B	EX	LEVPRO Adj. 01/24/19-03/15/19	193.36
999399	0120	B	EX	LEVPRO Adj. 01/24/19-03/15/19 (193.36)
999399	0121	B	EX	LEVPRO Adj. 01/24/19-03/15/19	161.41
999399	0122	B	EX	LEVPRO Adj. 01/24/19-03/15/19 (161.41)
999399	0123	B	EX	LEVPRO Adj. 01/24/19-03/15/19	716.08
999399	0124	B	EX	LEVPRO Adj. 01/24/19-03/15/19 (213.32)
999399	0125	B	EX	LEVPRO Adj. 01/24/19-03/15/19 (502.76)
999399	0126	B	EX	LEVPRO Adj. 01/24/19-03/15/19	2,321.43
999399	0127	B	EX	LEVPRO Adj. 01/24/19-03/15/19 (1,550.58)
999399	0128	B	EX	LEVPRO Adj. 01/24/19-03/15/19 (770.85)
999399	0129	B	EX	LEVPRO Adj. 01/24/19-03/15/19	350.46
999399	0130	B	EX	LEVPRO Adj. 01/24/19-03/15/19 (350.46)

RECEIPT LIST
List of Receipt Items by Date
MONTHLY REVENUE POSTINGS

Receipt Number	Item Number	Stat	Stat2	Description	Amount
----------------	-------------	------	-------	-------------	--------

Receipt Date: 03/15/2019

RECEIPT TOTAL:	0.00
TOTAL FOR DATE: 03/15/2019	939.25

Receipt Date: 03/18/2019

995076	0001	A		Scholarship Covington S&L	500.00
--------	------	---	--	---------------------------	--------

RECEIPT TOTAL:	500.00
----------------	--------

995077	0001	A		Scholarship PPF # 84673	4,000.00
--------	------	---	--	-------------------------	----------

RECEIPT TOTAL:	4,000.00
----------------	----------

995078	0001	A		Scholarship BD Trans # 11060	3,500.00
--------	------	---	--	------------------------------	----------

RECEIPT TOTAL:	3,500.00
----------------	----------

995079	0001	A		T Schmitz Silent Auction #6851	15.00
--------	------	---	--	--------------------------------	-------

RECEIPT TOTAL:	15.00
----------------	-------

995080	0001	A		Student Breakfast	20.10
995080	0002	A		Adult Breakfast	0.00
995080	0003	A		Student Breakfast	0.75
995080	0004	A		Student Lunch Receipts	367.50
995080	0005	A		Student Milk Receipts	1.00
995080	0006	A		Student Alacarte	144.75
995080	0007	A		Adult Alacarte	22.75
995080	0008	A		Received On Account	6.45

RECEIPT TOTAL:	563.30
----------------	--------

TOTAL FOR DATE: 03/18/2019	8,578.30
----------------------------	----------

Receipt Date: 03/19/2019

995081	0001	A		Student Breakfast	24.90
995081	0002	A		Adult Breakfast	0.00
995081	0003	A		Student Breakfast	6.00
995081	0004	A		Student Lunch Receipts	359.20
995081	0005	A		Student Milk Receipts	1.00
995081	0006	A		Student Alacarte	143.25
995081	0007	A		Adult Alacarte	25.50

RECEIPT LIST
List of Receipt Items by Date
MONTHLY REVENUE POSTINGS

Receipt Number	Item Number	Stat	Stat2	Description	Amount
Receipt Date: 03/19/2019					
995081	0008	A		Received On Account	(200.60)
RECEIPT TOTAL:					359.25
995082	0001	A		HS Principal Coke Sales	65.00
RECEIPT TOTAL:					65.00
995083	0001	A		Homestead - Miami 1st Half 18	11,033.67
995083	0002	A		Homestead - Miami 1st Half 18	191.67
995083	0003	A		Homestead - Miami 1st Half 18	856.59
995083	0004	A		Homestead - Miami 1st Half 18	125.50
995083	0005	A		Non-Bus Cred-Miami 1st Half 18	27,462.19
995083	0006	A		Non-Bus Cred-Miami 1st Half 18	477.03
995083	0007	A		Non-Bus Cred-Miami 1st Half 18	2,132.02
995083	0008	A		Non-Bus Cred-Miami 1st Half 18	312.33
995083	0009	A		Owner Occ Cr-Miami 1st Half 18	4,029.52
995083	0010	A		Owner Occ Cr-Miami 1st Half 18	70.00
995083	0011	A		Owner Occ Cr-Miami 1st Half 18	312.83
995083	0012	A		Owner Occ Cr-Miami 1st Half 18	45.83
RECEIPT TOTAL:					47,049.18
TOTAL FOR DATE: 03/19/2019					47,473.43

Receipt Date: 03/20/2019

995084	0001	A		Student Breakfast	32.00
995084	0002	A		Adult Breakfast	0.00
995084	0003	A		Student Breakfast	4.50
995084	0004	A		Student Lunch Receipts	335.10
995084	0005	A		Student Milk Receipts	2.00
995084	0006	A		Student Alacarte	124.50
995084	0007	A		Adult Alacarte	21.50
995084	0008	A		Received On Account	(116.85)
RECEIPT TOTAL:					402.75
995085	0001	A		February 2019 Groceries/food	2,340.28
RECEIPT TOTAL:					2,340.28
TOTAL FOR DATE: 03/20/2019					2,743.03

RECEIPT LIST
List of Receipt Items by Date
MONTHLY REVENUE POSTINGS

Receipt Number	Item Number	Stat	Stat2	Description	Amount
----------------	-------------	------	-------	-------------	--------

Receipt Date: 03/21/2019

995086	0001	A		Student Breakfast	28.25
995086	0002	A		Adult Breakfast	0.00
995086	0003	A		Student Breakfast	3.75
995086	0004	A		Student Lunch Receipts	333.55
995086	0005	A		Student Milk Receipts	0.00
995086	0006	A		Student Alacarte	134.75
995086	0007	A		Adult Alacarte	37.25
995086	0008	A		Received On Account	(205.80)

RECEIPT TOTAL: 331.75

TOTAL FOR DATE: 03/21/2019 331.75

Receipt Date: 03/22/2019

995087	0001	A		Student Breakfast	33.95
995087	0002	A		Adult Breakfast	0.75
995087	0003	A		Student Breakfast	0.75
995087	0004	A		Student Lunch Receipts	406.65
995087	0005	A		Student Milk Receipts	0.00
995087	0006	A		Student Alacarte	179.00
995087	0007	A		Adult Alacarte	40.50
995087	0008	A		Received On Account	(377.75)

RECEIPT TOTAL: 283.85

995088	0001	A		Opportunity Grant	81,205.46
995088	0002	A		Targeted Assistance	24,689.74
995088	0003	A		K-3 Literacy	1,702.69
995088	0004	A		Economic Disadvantaged Funding	1,552.31
995088	0005	A		Limited Eng Proficiency Fundin	0.00
995088	0006	A		Gifted Education Funding	1,584.84
995088	0007	A		Transportation	4,079.34
995088	0008	A		Special Education Addl Funding	11,183.82
995088	0009	A		Capacity Aid	48,514.01
995088	0010	A		Graduation Bonus	0.00
995088	0011	A		Third Grade Reading Bonus	0.00
995088	0012	A		Career Tech Education Funding	182.12
995088	0013	A		Preschool Special Education	1,036.65
995088	0014	A		Special Education Transportat	575.16
995088	0015	A		Open Enrollment Adjustment	13,082.59
995088	0016	B	EX	Educational Service Center	(4,468.09)
995088	0017	B	EX	Open Enrollment Adjustment	(17,763.37)
995088	0018	B	EX	Community School Adjustment	(1,902.17)
995088	0019	B	EX	Scholarship Transfer	(1,015.79)
995088	0020	B	EX	Other Adjustment -negative	(488.27)

RECEIPT LIST
List of Receipt Items by Date
MONTHLY REVENUE POSTINGS

Receipt Number	Item Number	Stat	Stat2	Description	Amount
----------------	-------------	------	-------	-------------	--------

Receipt Date: 03/22/2019

995088	0021	B	EX	SF14 Regular Tuition	(21.82)
995088	0022	B	EX	SF14 Special Education Tuition	(82.73)
995088	0023	B	EX	College Credit Plus	(1,430.79)
995088	0024	B	EX	School Employees Retirement Sy	(6,215.00)
995088	0025	B	EX	State Teachers Retirement Sys	(16,252.00)
995088	0026	B	EX	Excess Cost	(5,034.40)
995088	0027	A		SF14 Regular Tuition	(4.18)
995088	0028	A		FY 2018 Final #2 Adjustment	0.00
995088	0029	A		SF6 Excess Costs	4.14
995088	0030	A		SF14 Regular Tuition	3.64

RECEIPT TOTAL: 134,717.90

995089	0001	A		FY19 Data Communications grant	1,800.00
--------	------	---	--	--------------------------------	----------

RECEIPT TOTAL: 1,800.00

995090	0001	A		THACKER, J CASH DC TRIP	200.00
995090	0002	A		GRAY, F CASH DC TRIP	200.00

RECEIPT TOTAL: 400.00

995091	0001	A		SHAFFER CK 6206 DC TRIP	200.00
995091	0002	A		CANAN CK 1266 DC TRIP	400.00
995091	0003	A		CRIST CK 3252 DC TRIP	200.00
995091	0004	A		MILLS CK 4182 DC TRIP	200.00
995091	0005	A		HILL CK 3599 DC TRIP	200.00
995091	0006	A		REYNOLDS CK 97 DC TRIP	200.00
995091	0007	A		BAYLESS CK 4465 DC TRIP	200.00
995091	0008	A		BEACHLER CK 1022 DC TRIP	200.00
995091	0009	A		HAWES MO 17-ETC DC TRIP	100.00

RECEIPT TOTAL: 1,900.00

995092	0001	A		BARHORST CK 2022	125.00
--------	------	---	--	------------------	--------

RECEIPT TOTAL: 125.00

TOTAL FOR DATE: 03/22/2019 139,226.75

Receipt Date: 03/25/2019

995093	0001	A		Student Breakfast	15.90
995093	0002	A		Adult Breakfast	2.50
995093	0003	A		Student Breakfast	0.50
995093	0004	A		Student Lunch Receipts	355.00

List of Receipt Items by Date
MONTHLY REVENUE POSTINGS

Receipt Number	Item Number	Stat	Stat2	Description	Amount
----------------	-------------	------	-------	-------------	--------

Receipt Date: 03/25/2019

995093	0005	A		Student Milk Receipts	0.00
995093	0006	A		Student Alacarte	154.25
995093	0007	A		Adult Alacarte	21.25
995093	0008	A		Received On Account	(364.00)

RECEIPT TOTAL: 185.40

995094	0001	A		AGRICULTURE/RESIDENTIAL	30,039.46
995094	0002	A		COMMERCIAL/INDUSTRIAL	19,420.51
995094	0003	A		DELINQUENT TAX	11,387.69
995094	0004	A		PERSONAL PROPERTY UTILITY	12,077.47
995094	0005	A		BOND FUND RE TAX	20,433.95
995094	0006	A		BOND FUND	2,993.62
995094	0007	A		BOND FUND P PROPERTY UTILITY	749.46
995094	0008	A		BOND FUND P PROPERTY UTILITY	109.79
995094	0009	A		MAINT FUND RE TAX	4,461.56
995094	0010	A		MAINT FUND RE TAX	216.36
995094	0011	A		MAINT FUND PP UTILITY	238.68
995094	0012	B	EX	AUDITOR & TREASURER'S FEES	(5,232.52)
995094	0013	B	EX	DTAC	(587.54)
995094	0014	B	EX	AUDITOR & TREASURER'S FEES	(414.30)
995094	0015	B	EX	DTAC	(45.32)
995094	0016	B	EX	AUDITOR & TREASURER'S FEES	(60.69)
995094	0017	B	EX	DTAC	(6.64)
995094	0018	B	EX	AUDITOR & TREASURER'S FEES	(95.77)
995094	0019	B	EX	DTAC	(10.82)
995094	0020	B	EX	ELECTION FEES	0.00

RECEIPT TOTAL: 95,674.95

995095	0001	A		AGRICULTURE/RESIDENTIAL	6,002.99
995095	0002	A		COMMERCIAL/INDUSTRIAL	0.00
995095	0003	A		DELINQUENT TAX	0.00
995095	0004	A		PERSONAL PROPERTY UTILITY	905.98
995095	0005	A		BOND FUND RE TAX	466.04
995095	0006	A		BOND FUND	68.28
995095	0007	A		BOND FUND P PROPERTY UTILITY	54.92
995095	0008	A		BOND FUND P PROPERTY UTILITY	8.05
995095	0009	A		MAINT FUND RE TAX	104.28
995095	0010	A		MAINT FUND RE TAX	0.00
995095	0011	A		MAINT FUND PP UTILITY	17.49
995095	0012	B	EX	AUDITOR & TREASURER'S FEES	(141.06)
995095	0013	B	EX	DTAC	0.00
995095	0014	B	EX	AUDITOR & TREASURER'S FEES	(10.67)
995095	0015	B	EX	DTAC	0.00
995095	0016	B	EX	AUDITOR & TREASURER'S FEES	(1.56)
995095	0017	B	EX	DTAC	0.00

RECEIPT LIST
List of Receipt Items by Date
MONTHLY REVENUE POSTINGS

Receipt Number	Item Number	Stat	Stat2	Description	Amount
----------------	-------------	------	-------	-------------	--------

Receipt Date: 03/25/2019

995095	0018	B	EX	AUDITOR & TREASURER'S FEES	(2.48)
995095	0019	B	EX	DTAC	0.00
995095	0020	B	EX	ELECTION FEES	0.00

RECEIPT TOTAL: 7,472.26

995096	0001	B	EX		2.00
--------	------	---	----	--	------

RECEIPT TOTAL: 2.00

TOTAL FOR DATE: 03/25/2019 103,334.61

Receipt Date: 03/26/2019

995097	0001	A		Student Breakfast	15.75
995097	0002	A		Adult Breakfast	1.25
995097	0003	A		Student Breakfast	3.75
995097	0004	A		Student Lunch Receipts	341.40
995097	0005	A		Student Milk Receipts	0.00
995097	0006	A		Student Alacarte	95.00
995097	0007	A		Adult Alacarte	32.50
995097	0008	A		Received On Account	33.36

RECEIPT TOTAL: 523.01

995099	0001	A		Gambill Donation to Preeng cls	100.00
--------	------	---	--	--------------------------------	--------

RECEIPT TOTAL: 100.00

TOTAL FOR DATE: 03/26/2019 623.01

Receipt Date: 03/27/2019

995100	0001	A		Student Breakfast	25.10
995100	0002	A		Adult Breakfast	0.00
995100	0003	A		Student Breakfast	6.00
995100	0004	A		Student Lunch Receipts	327.30
995100	0005	A		Student Milk Receipts	0.00
995100	0006	A		Student Alacarte	107.75
995100	0007	A		Adult Alacarte	38.25
995100	0008	A		Received On Account	(61.40)

RECEIPT TOTAL: 443.00

RECEIPT LIST
List of Receipt Items by Date
MONTHLY REVENUE POSTINGS

Receipt Number	Item Number	Stat	Stat2	Description	Amount
Receipt Date: 03/27/2019					
TOTAL FOR DATE: 03/27/2019					443.00
Receipt Date: 03/28/2019					
995101	0001	A		GVBK VS FRANKLIN MONROE	456.00
RECEIPT TOTAL:					456.00
995102	0001	A		Manufactured Home	564.27
995102	0002	A		Manufactured Homes	0.00
995102	0003	A		Manufactured Homes-bond	40.13
995102	0004	A		Manufactured Homes-BOND 9020	5.89
995102	0005	A		Manufactured Home-Maintenance	10.62
995102	0006	B	EX	Manufactured Homes auditing fe (56.43)
995102	0007	B	EX	Manufactured Homes-Bond fees (4.02)
995102	0008	B	EX	Manufactured Homes-Bond 9020 (0.59)
995102	0009	B	EX	Manufactured Homes-Maintenance (1.07)
RECEIPT TOTAL:					558.80
995103	0001	A		2018 ybk A Penkal # 5724	50.00
RECEIPT TOTAL:					50.00
995104	0001	A		Donation for 2018 Schships PPF	500.00
RECEIPT TOTAL:					500.00
995105	0001	A		Student Breakfast	30.15
995105	0002	A		Adult Breakfast	0.00
995105	0003	A		Student Breakfast	0.75
995105	0004	A		Student Lunch Receipts	308.30
995105	0005	A		Student Milk Receipts	0.00
995105	0006	A		Student Alacarte	114.00
995105	0007	A		Adult Alacarte	14.75
995105	0008	A		Received On Account (124.74)
RECEIPT TOTAL:					343.21
995106	0001	A		Buchanan # 4552	50.00
995106	0002	A		Manuel Ck 1487	70.00
995106	0003	A		Manuel Ck 1487	60.00
RECEIPT TOTAL:					180.00
995107	0001	A		Trevino # 3227 DC Trip	500.00

RECEIPT LIST
List of Receipt Items by Date
MONTHLY REVENUE POSTINGS

Receipt Number	Item Number	Stat	Stat2	Description	Amount
----------------	-------------	------	-------	-------------	--------

Receipt Date: 03/28/2019

995107	0002	A		Painter Ck 2821 DC Trip	200.00
995107	0003	A		Crickmore Ck 1198 DC Trip	200.00
995107	0004	A		Wills - Cash DC Trip	200.00
995107	0005	A		Clack Cash DC Trip	200.00
995107	0006	A		Hemmelgarn - Cash DC Trip	200.00

RECEIPT TOTAL: 1,500.00

TOTAL FOR DATE: 03/28/2019 3,588.01

Receipt Date: 03/29/2019

995108	0001	A		Fruit Sales - Angel D Jay #	96.00
--------	------	---	--	-----------------------------	-------

RECEIPT TOTAL: 96.00

995109	0001	A		Student Breakfast	22.60
995109	0002	A		Adult Breakfast	1.75
995109	0003	A		Student Breakfast	5.25
995109	0004	A		Student Lunch Receipts	373.45
995109	0005	A		Student Milk Receipts	0.00
995109	0006	A		Student Alacarte	143.90
995109	0007	A		Adult Alacarte	34.75
995109	0008	A		Received On Account	(235.60)

RECEIPT TOTAL: 346.10

995110	0001	B	EX	postage from machine	1.30
--------	------	---	----	----------------------	------

RECEIPT TOTAL: 1.30

995111	0001	A		Emma Smith - Cash	200.00
--------	------	---	--	-------------------	--------

RECEIPT TOTAL: 200.00

995112	0001	A		Houser Ck 3643 Student fees	125.00
995112	0002	A		Simons Ck 3210 Student fees	125.00

RECEIPT TOTAL: 250.00

995113	0001	A		Hudelson ck 2013 Studt Fees	35.00
995113	0002	A		Hudelson Ck 2013 Stud fees	35.00
995113	0003	A		Hudelson Ck 2013 Studt fees	35.00
995113	0004	A		Hudelson Ck 2013	35.00

RECEIPT LIST
List of Receipt Items by Date
MONTHLY REVENUE POSTINGS

Receipt Number	Item Number	Stat	Stat2	Description	Amount
----------------	-------------	------	-------	-------------	--------

Receipt Date: 03/29/2019

RECEIPT TOTAL: 140.00

999400	0001	B	EX	LEVPRO Adj. 03/03/19-03/16/19	407.92
999400	0002	B	EX	LEVPRO Adj. 03/03/19-03/16/19	790.65
999400	0003	B	EX	LEVPRO Adj. 03/03/19-03/16/19	1,089.36
999400	0004	B	EX	LEVPRO Adj. 03/03/19-03/16/19	3,102.00
999400	0005	B	EX	LEVPRO Adj. 03/03/19-03/16/19	191.96
999400	0006	B	EX	LEVPRO Adj. 03/03/19-03/16/19 (213.41)
999400	0007	B	EX	LEVPRO Adj. 03/03/19-03/16/19 (3,102.00)
999400	0008	B	EX	LEVPRO Adj. 03/03/19-03/16/19 (221.54)
999400	0009	B	EX	LEVPRO Adj. 03/03/19-03/16/19 (527.85)
999400	0010	B	EX	LEVPRO Adj. 03/03/19-03/16/19 (186.38)
999400	0011	B	EX	LEVPRO Adj. 03/03/19-03/16/19 (262.80)
999400	0012	B	EX	LEVPRO Adj. 03/03/19-03/16/19 (875.95)
999400	0013	B	EX	LEVPRO Adj. 03/03/19-03/16/19 (191.96)
999400	0014	B	EX	LEVPRO Adj. 03/03/19-03/16/19	2,240.44
999400	0015	B	EX	LEVPRO Adj. 03/03/19-03/16/19 (2,240.44)
999400	0016	B	EX	LEVPRO Adj. 03/03/19-03/16/19	159.73
999400	0017	B	EX	LEVPRO Adj. 03/03/19-03/16/19	101.63
999400	0018	B	EX	LEVPRO Adj. 03/03/19-03/16/19	318.74
999400	0019	B	EX	LEVPRO Adj. 03/03/19-03/16/19	125.42
999400	0020	B	EX	LEVPRO Adj. 03/03/19-03/16/19	158.71
999400	0021	B	EX	LEVPRO Adj. 03/03/19-03/16/19	282.41
999400	0022	B	EX	LEVPRO Adj. 03/03/19-03/16/19 (318.74)
999400	0023	B	EX	LEVPRO Adj. 03/03/19-03/16/19 (125.42)
999400	0024	B	EX	LEVPRO Adj. 03/03/19-03/16/19 (158.71)
999400	0025	B	EX	LEVPRO Adj. 03/03/19-03/16/19 (282.41)
999400	0026	B	EX	LEVPRO Adj. 03/03/19-03/16/19 (159.73)
999400	0027	B	EX	LEVPRO Adj. 03/03/19-03/16/19 (101.63)
999400	0028	B	EX	LEVPRO Adj. 03/03/19-03/16/19	248.83
999400	0029	B	EX	LEVPRO Adj. 03/03/19-03/16/19	166.25
999400	0030	B	EX	LEVPRO Adj. 03/03/19-03/16/19	119.73
999400	0031	B	EX	LEVPRO Adj. 03/03/19-03/16/19	82.04
999400	0032	B	EX	LEVPRO Adj. 03/03/19-03/16/19 (166.25)
999400	0033	B	EX	LEVPRO Adj. 03/03/19-03/16/19 (119.73)
999400	0034	B	EX	LEVPRO Adj. 03/03/19-03/16/19 (82.04)
999400	0035	B	EX	LEVPRO Adj. 03/03/19-03/16/19 (248.83)
999400	0036	B	EX	LEVPRO Adj. 03/03/19-03/16/19	232.05
999400	0037	B	EX	LEVPRO Adj. 03/03/19-03/16/19 (232.05)
999400	0038	B	EX	LEVPRO Adj. 03/03/19-03/16/19	106.47
999400	0039	B	EX	LEVPRO Adj. 03/03/19-03/16/19 (106.47)
999400	0040	B	EX	LEVPRO Adj. 03/03/19-03/16/19	418.37
999400	0041	B	EX	LEVPRO Adj. 03/03/19-03/16/19 (418.37)
999400	0042	B	EX	LEVPRO Adj. 03/03/19-03/16/19	263.27
999400	0043	B	EX	LEVPRO Adj. 03/03/19-03/16/19 (175.51)
999400	0044	B	EX	LEVPRO Adj. 03/03/19-03/16/19 (87.76)

RECEIPT LIST
List of Receipt Items by Date
MONTHLY REVENUE POSTINGS

Receipt Number	Item Number	Stat	Stat2	Description	Amount
----------------	-------------	------	-------	-------------	--------

Receipt Date: 03/29/2019

999400	0045	B	EX	LEVPRO Adj. 03/03/19-03/16/19	212.06
999400	0046	B	EX	LEVPRO Adj. 03/03/19-03/16/19 (212.06)
999400	0047	B	EX	LEVPRO Adj. 03/03/19-03/16/19	211.20
999400	0048	B	EX	LEVPRO Adj. 03/03/19-03/16/19 (211.20)
999400	0049	B	EX	LEVPRO Adj. 03/03/19-03/16/19	524.15
999400	0050	B	EX	LEVPRO Adj. 03/03/19-03/16/19 (349.43)
999400	0051	B	EX	LEVPRO Adj. 03/03/19-03/16/19 (174.72)
999400	0052	B	EX	LEVPRO Adj. 03/03/19-03/16/19	433.66
999400	0053	B	EX	LEVPRO Adj. 03/03/19-03/16/19 (433.66)
999400	0054	B	EX	LEVPRO Adj. 03/03/19-03/16/19	53.80
999400	0055	B	EX	LEVPRO Adj. 03/03/19-03/16/19 (26.90)
999400	0056	B	EX	LEVPRO Adj. 03/03/19-03/16/19 (26.90)
999400	0057	B	EX	LEVPRO Adj. 03/03/19-03/16/19	161.41
999400	0058	B	EX	LEVPRO Adj. 03/03/19-03/16/19 (80.71)
999400	0059	B	EX	LEVPRO Adj. 03/03/19-03/16/19 (80.70)
999400	0060	B	EX	LEVPRO Adj. 03/03/19-03/16/19	395.92
999400	0061	B	EX	LEVPRO Adj. 03/03/19-03/16/19 (172.20)
999400	0062	B	EX	LEVPRO Adj. 03/03/19-03/16/19 (223.72)
999400	0063	B	EX	LEVPRO Adj. 03/03/19-03/16/19	1,125.64
999400	0064	B	EX	LEVPRO Adj. 03/03/19-03/16/19 (906.99)
999400	0065	B	EX	LEVPRO Adj. 03/03/19-03/16/19 (53.35)
999400	0066	B	EX	LEVPRO Adj. 03/03/19-03/16/19 (165.30)
999400	0067	B	EX	LEVPRO Adj. 03/03/19-03/16/19	175.23
999400	0068	B	EX	LEVPRO Adj. 03/03/19-03/16/19 (175.23)

RECEIPT TOTAL: 0.00

TOTAL FOR DATE: 03/29/2019 1,033.40

Receipt Date: 03/31/2019

995114	0001	A		G FND INTEREST MARCH 2019	16,275.07
995114	0002	A		CAFE INTEREST MARCH 2019	184.89
995114	0003	A		WADE INTEREST MARCH 2019	22.49
995114	0004	A		BEARD INTEREST MARCH 2019	96.69
995114	0005	A		ATHLETIC ACCT MARCH 2019	0.00

RECEIPT TOTAL: 16,579.14

995115	0001	A		Received on Acct-Lunch Payment	2,415.00
995115	0002	A		AFNR 8 18-19	15.00
995115	0003	A		ART7 - 18-19	15.00
995115	0004	A		CAREER CONNECTIONS 18-19	15.00
995115	0005	A		COMP APP 7-18-19	10.00
995115	0006	A		GENERAL FEE 18-19	70.00
995115	0007	A		FEEES 18-19	105.00

DATE: 04/01/2019
TIME: 13:44:37

BRADFORD BOARD OF EDUCATION
SUMMARY CHECK REGISTER - ALL CHECKS

PAGE 1
(CHECKS)

CHECK	DATE	NUMBER	VENDOR - NAME	AMOUNT	O	STS	C	REC/VD
21752	03/07/19	974	ARCANUM BUTLER SCHOOLS	3,164.16	W	R		03/31/19
21753	03/07/19	5150	BRICKER & ECKLER LLP	82.50	W	R		03/31/19
21754	03/07/19	956	BROWN SUPPLY COMPANY	601.30	W	R		03/31/19
21755	03/07/19	1412	DOROTHY CARDER	530.00	W	R		03/31/19
21756	03/07/19	231	DARKE COUNTY EDUCATIONAL	18,168.01	W	R		03/31/19
21757	03/07/19	6074	DARKE COUNTY VACUUMS	239.92	W	R		03/31/19
21758	03/07/19	233	DP&L	5,170.71	W	R		03/31/19
21759	03/07/19	2082	FLEX-PAC	51.70	W	R		03/31/19
21760	03/07/19	3348	GEHRET, KAREN	18.43	W	R		03/31/19
21761	03/07/19	1539	HOBART CORPORATION	45.76	W	R		03/31/19
21762	03/07/19	320	HOCKER'S SERVICE	366.25	W	R		03/31/19
21763	03/07/19	2684	JOANIES FLORAL DESIGN	153.75	W	R		03/31/19
21764	03/07/19	677	JOSTEN'S	187.37	W	R		03/31/19
21765	03/07/19	4215	LIBERTY SERVICES INC.	200.00	W	R		03/31/19
21766	03/07/19	3714	LOWE'S	418.77	W	R		03/31/19
21767	03/07/19	6026	MATTHEW TRIPLETT	127.00	W	R		03/31/19
21768	03/07/19	4818	MERCER GROUP	477.00	W	R		03/31/19
21769	03/07/19	1963	MIAMI CO EDUCATIONAL SERVICE	12,398.57	W	R		03/31/19
21770	03/07/19	5300	NATIONAL FFA ORGANIZATION	398.37	W	R		03/31/19
21771	03/07/19	5301	OHIO FFA ASSOCIATION	17.00	W	R		03/31/19
21772	03/07/19	471	PATTY'S IGA INC.	33.00	W	R		03/31/19
21773	03/07/19	5251	PERFECTION BAKERIES, INC.	194.28	W	R		03/31/19
21774	03/07/19	5173	REA & ASSOCIATES, INC	700.00	W	R		03/31/19
21775	03/07/19	4272	REITER DAIRY OF SPRINGFIELD	919.07	W	R		03/31/19
21776	03/07/19	3268	ROMER'S CATERING &	484.75	W	R		03/31/19
21777	03/07/19	5127	SPIRIT MEDICAL TRANSPORT	1,900.00	W	R		03/31/19
21778	03/07/19	2694	STAPLES CREDIT PLAN	9.29	W	R		03/31/19
21779	03/07/19	6110	AMAZON CREDIT LINE/SYNCHRONY	706.53	W	R		03/31/19
21780	03/07/19	4599	WOODHULL/FELTZ C/O US BANK	2,150.00	W	R		03/31/19
21781	03/07/19	593	VILLAGE OF BRADFORD	1,133.50	W	R		03/31/19
21782	03/07/19	4119	W.R. HACKETT INC.	447.35	W	R		03/31/19
21783	03/07/19	1779	WAL-MART	133.00	W	R		03/31/19
21784	03/07/19	6119	WINNER'S MEAT FARM	101.46	W	R		03/31/19
21785	03/12/19	414	MIAMI VALLEY SCHOOL BUS OFFI	30.00	W	W		
21786	03/12/19	300002	KRUEGER, ALEX	30.00	W	R		03/31/19
21787	03/12/19	300155	BRUMBAUGH, JIM	30.00	W	R		03/31/19
21788	03/15/19	883	SOUTHWESTERN OH. EPC	53,494.38	W	W		
21789	03/20/19	300156	SCHAEFER, LINDA	30.00	W	R		03/31/19
21790	03/20/19	300157	CLUNE, DOUG	30.00	W	R		03/31/19
21791	03/20/19	300158	WILBERDING, LARRY	30.00	W	R		03/31/19
21792	03/20/19	300159	MCCARTNEY, DAVID	30.00	W	R		03/31/19
21793	03/20/19	5242	AMERICAN FIDELITY ADMIN SERV	155.25	W	R		03/31/19
21794	03/20/19	3964	AMVETS POST	38.00	W	W		
21795	03/20/19	6022	BACKYARD TEAM APPAREL	588.00	W	R		03/31/19
21796	03/20/19	3329	BREWER, SALLY	63.60	W	R		03/31/19
21797	03/20/19	956	BROWN SUPPLY COMPANY	129.50	W	R		03/31/19
21798	03/20/19	2071	BUD'S ELECTRIC INC	270.00	W	R		03/31/19
21799	03/20/19	6047	CAN'T STOP TIMING, LTD	450.00	W	R		03/31/19
21800	03/20/19	5362	CARDMEMBER SERVICE	31.35	W	R		03/31/19
21801	03/20/19	1334	BARGER, DEBBIE	222.60	W	R		03/31/19
21802	03/20/19	5232	DIRECT ENERGY BUSINESS	1,804.50	W	R		03/31/19
21803	03/20/19	4194	EAST OF CHICAGO PIZZA	360.00	W	R		03/31/19
21804	03/20/19	5243	ERWIN, DUSTINA	330.01	W	R		03/31/19
21805	03/20/19	3288	HART, ERIC	85.00	W	R		03/31/19
21806	03/20/19	2664	HAUER'S MUSIC HOUSE, INC.	172.55	W	R		03/31/19
21807	03/20/19	320	HOCKER'S SERVICE	80.00	W	W		

DATE: 04/01/2019
TIME: 13:44:37

BRADFORD BOARD OF EDUCATION
SUMMARY CHECK REGISTER - ALL CHECKS

PAGE 2
(CHECKS)

CHECK	DATE	NUMBER	VENDOR - NAME	AMOUNT	O-STS-C	REC/VD
21808	03/20/19	6015	JOSEPH HURST	318.00	W W	
21809	03/20/19	1023	KREMER ROOFING INC	2,899.00	W R	03/31/19
21810	03/20/19	3973	M & T EXCAVATING	467.50	W W	
21811	03/20/19	5240	MCGIFFIN, JOHN	188.68	W R	03/31/19
21812	03/20/19	3604	McVAY'S DAIRY	25.00	W W	
21813	03/20/19	1963	MIAMI CO EDUCATIONAL SERVICE	416.67	W R	03/31/19
21814	03/20/19	6053	Miami Trace FFA	30.00	W R	03/31/19
21815	03/20/19	6024	Moniqua Skinner	110.85	W R	03/31/19
21816	03/20/19	5300	NATIONAL FFA ORGANIZATION	78.50	W W	
21817	03/20/19	453	OHIO DEPARTMENT OF JOB AND	81.96	W R	03/31/19
21818	03/20/19	1743	P&R COMMUNICATIONS SERVICE I	768.00	W R	03/31/19
21819	03/20/19	6120	RETTIG MUSIC INC	5,060.00	W R	03/31/19
21820	03/20/19	1265	RUMPKE INC.	621.69	W R	03/31/19
21821	03/20/19	5296	SCHAFFER, SHON	85.00	W W	
21822	03/20/19	3280	SHELL OIL COMPANY INC.	1,510.94	W R	03/31/19
21823	03/20/19	539	STANTON'S SHEET MUSIC	164.90	W R	03/31/19
21824	03/20/19	3412	OHIO DEPARTMENT OF COMMERCE	78.25	W R	03/31/19
21825	03/20/19	3643	VECTREN ENERGY DELIVERY	976.85	W R	03/31/19
21826	03/20/19	1779	WAL-MART	404.49	W R	03/31/19
21827	03/23/19	300163	EIFERT, CHRIS	120.00	W R	03/31/19
21828	03/23/19	300164	COLLINS, DAVID	120.00	W W	
21829	03/27/19	6080	LITTLE CAESAR'S	60.00	W R	03/31/19
21830	03/28/19	300002	KRUEGER, ALEX	60.00	W W	
21831	03/28/19	300055	SAUNDERS, LARRY	60.00	W W	
21832	03/28/19	300165	MAVROMATIS, MIKE	60.00	W W	
21833	03/28/19	300166	SAYLOR, TERRY	60.00	W W	
21834	03/29/19	3970	AMERICAN FIDELITY ASSURANCE	2,364.52	W W	
21835	03/29/19	4967	AMERICAN FIDELITY ASSURANCE	1,266.60	W W	
21836	03/31/19	3675	TIME WARNER CABLE	724.50	W W	
211296	03/01/19	900744	FIFTH THIRD OF	135,199.28	C C	
211297	03/01/19	900744	FIFTH THIRD OF	1,844.63	M M	
211298	03/01/19	900885	School Employees Retirement	368.61	M M	
211299	03/01/19	900885	School Employees Retirement	.00	M M	
211300	03/01/19	900847	STATE TEACHERS RETIREMENT	2,014.29	M M	
211301	03/01/19	900847	STATE TEACHERS RETIREMENT	.00	M M	
211302	03/05/19	900744	FIFTH THIRD OF	26,230.73	C C	
211303	03/05/19	900744	FIFTH THIRD OF	380.34	M M	
211304	03/05/19	900885	School Employees Retirement	.00	M M	
211305	03/05/19	900847	STATE TEACHERS RETIREMENT	.00	M M	
211306	03/15/19	900744	FIFTH THIRD OF	150,503.30	C C	
211307	03/15/19	900744	FIFTH THIRD OF	2,066.54	M M	
211308	03/15/19	900885	School Employees Retirement	368.61	M M	
211309	03/15/19	900885	School Employees Retirement	.00	M M	
211310	03/15/19	900847	STATE TEACHERS RETIREMENT	2,014.29	M M	
211311	03/15/19	900847	STATE TEACHERS RETIREMENT	.00	M M	
211312	03/29/19	900744	FIFTH THIRD OF	135,394.48	C C	
211313	03/29/19	900744	FIFTH THIRD OF	1,963.25	M M	
211314	03/29/19	900885	School Employees Retirement	368.61	M M	
211315	03/29/19	900885	School Employees Retirement	.00	M M	
211316	03/29/19	900847	STATE TEACHERS RETIREMENT	2,014.29	M M	
211317	03/29/19	900847	STATE TEACHERS RETIREMENT	.00	M M	
901947	03/08/19	900006	GFS MEMO VENDOR	1,836.27	M M	
901948	03/08/19	900006	GFS MEMO VENDOR	919.42	M M	
901949	03/13/19	903716	TREASURER OF STATE	100.00	M M	
901950	03/15/19	900006	GFS MEMO VENDOR	1,517.39	M M	
901951	03/22/19	900006	GFS MEMO VENDOR	1,467.89	M M	

DATE: 04/01/2019
TIME: 13:44:37

BRADFORD BOARD OF EDUCATION
SUMMARY CHECK REGISTER - ALL CHECKS

PAGE 3
(CHECKS)

CHECK	DATE	NUMBER - VENDOR - NAME	AMOUNT	O-STS-C REC/VD
VOID V		0	.00	
RECONCILED R		68	70,063.44	
OUTSTANDING W,C,I,T,B		21	506,659.79	
MEMO M		23	19,244.43	
REFUND B		0	.00	
WARRANT W		85	129,395.44	
PAYROLL C		4	447,327.79	
TRANSFERS T		0	.00	
DIST/CORR D		0	.00	
INVESTMENT I		0	.00	
*** TOTAL CHECKS WRITTEN ***		112	595,967.66	

BRADFORD BOARD OF EDUCATION FINANCIAL REPORT BY FUND (with fund totals)

NDECA CREATED (FINJOU)

*** NOTE!! ONLY ACTIVE ACCOUNTS HAVE BEEN SELECTED, TOTALS MAY EXCLUDE AMOUNTS THAT ARE RELATED TO INACTIVE ACCOUNTS. ***

	BEGINNING BALANCE	MTD RECEIPTS	FYTD RECEIPTS	MTD EXPENDITURES	FYTD EXPENDITURES	AVAILABLE BALANCE	TOTAL ENCUMBERED	TOTAL UNENCUMBER BALANCE

** FUND 001 **								

0000 GENERAL FUND	\$5,750,751.40	942,661.34	5,722,931.56	668,984.53	4,743,950.65	\$6,739,732.31	\$794,938.45	\$5,944,793.86
9000 GENERAL	\$5,151.82	.00	.00	.00	.00	\$5,151.82	\$.00	\$5,151.82
9002 SED BUS PURCHASE SET-ASIDES DARKE CO	\$31,156.92	.00	.00	.00	.00	\$31,156.92	\$.00	\$31,156.92
9003 MH BUS PURCHASE SET-ASIDES - DARKE CO	\$66,502.99	.00	.00	.00	.00	\$66,502.99	\$.00	\$66,502.99
9045 GENERAL	\$33,094.47	29,049.03	25,482.69	.00	.00	\$58,577.16	\$.00	\$58,577.16
9118 GENERAL FUND EXPENDITURE FOR LITERACY GRANT	\$.00	.00	.00	.00	5,736.74	\$5,736.74-	\$14.91	\$5,751.65-
9119 STRIVING READERS GRANT	\$.00	.00	.00	.00	17,419.58	\$17,419.58-	\$.00	\$17,419.58-
9121 TEXTBOOK AND INSTRUCTIONAL MATERIALS SET-ASID	\$109,539.73	.00	.00	253.64	27,548.32	\$81,990.41	\$1,570.97	\$80,419.44
9122 CAPITAL MAINTENANCE SET-ASIDES	\$270,594.99-	.00	.00	.00	163,427.96	\$434,022.97-	\$.00	\$434,022.97-
9125 Cafeteria Plan Refunds	\$651.98	.00	.00	.00	.00	\$651.98	\$.00	\$651.98
9154 MEDICAID REIMBURSEMENT	\$.00	.00	1,388.56	.00	.00	\$1,388.56	\$.00	\$1,388.56
9194 GENERAL FUND - STATE BUS PURCHASE ALLOWANCE	\$4,229.48	.00	.00	.00	.00	\$4,229.48	\$.00	\$4,229.48
9195 GENERAL FUND - PARITY	\$116,690.81	.00	.00	.00	.00	\$116,690.81	\$.00	\$116,690.81
9215 BOOSTER CLUB MONEY FOR FOOD ACTIVITIES	\$.00	121.38	2,075.38	166.12	1,984.76	\$90.62	\$557.02	\$466.40-
9221 TRANSPORTATION USING VAN	\$.00	.00	.00	.00	131.93	\$131.93-	\$243.07	\$375.00-
9222 GENERAL	\$230.83	.00	100.54	.00	.00	\$331.37	\$.00	\$331.37
9318 PETTY CASH ACCOUNTS	\$.00	.00	.00	.00	100.00	\$100.00-	\$.00	\$100.00-
9320 GENERAL	\$30.00	.00	.00	.00	.00	\$30.00	\$.00	\$30.00
9412 GENERAL STATE SETASIDE	\$113,345.65	.00	.00	.00	.00	\$113,345.65	\$.00	\$113,345.65
9718 GENERAL	\$30,964.46-	.00	.00	.00	32,929.56	\$62,693.82-	\$34.89	\$62,728.71-
9819 FEDERAL GRANT EXPENDITURES IN GENERAL FUND	\$.00	.00	.00	.00	35.72	\$35.72-	\$.00	\$35.72-
9900 Previous Years Expenditures	\$.00	.00	.00	14,307.90	14,307.90	\$14,307.90-	\$.00	\$14,307.90-

BRADFORD BOARD OF EDUCATION FINANCIAL REPORT BY FUND (with fund totals)

MDECA CREATED (FINJOU) *** NOTE!! ONLY ACTIVE ACCOUNTS HAVE BEEN SELECTED, TOTALS MAY EXCLUDE AMOUNTS THAT ARE RELATED TO INACTIVE ACCOUNTS. ***

	BEGINNING BALANCE	MTD RECEIPTS	FYTD RECEIPTS	MTD EXPENDITURES	FYTD EXPENDITURES	AVAILABLE BALANCE	TOTAL ENCUMBERED	TOTAL UNENCUMBERED BALANCE
9520 EXPENDITURES FOR THE 2019-2020 YEAR	\$.00	.00	.00	.00	.00	\$.00	\$450.00	\$450.00-
TOT 001:	\$5,940,415.63	965,831.75	5,751,978.73	683,712.19	5,006,972.94	\$6,685,421.42	\$797,809.31	\$5,687,612.11

** FUND 002 **	*****							
0000 BOND RETIREMENT 4.12 MILLS BOND REG/BLDG 2020				863.04	106,464.63	\$126,853.22	\$2,138.28	\$124,714.94
9020 BOND RETIREMENT .58 MILLS BOND SITE 2020	\$146,650.65	47,257.95	86,637.20	126.15	15,162.86	\$21,425.94	\$305.47	\$21,120.47
TOT 002:	\$170,889.65	54,181.18	99,016.50	989.19	121,626.99	\$148,279.16	\$2,443.75	\$145,835.41

** FUND 003 **	*****							
0000 PERMANENT IMPROVEMENT FUND				.00	.00	\$441,263.90	\$.00	\$441,263.90
TOT 003:	\$441,263.90	.00	.00	.00	.00	\$441,263.90	\$.00	\$441,263.90

** FUND 006 **	*****							
0000 LUNCHROOM/FOOD SERVICE	\$91,719.10	24,563.32	172,703.47	23,168.79	175,747.15	\$88,675.42	\$28,535.50	\$60,139.92
9318 PETTY CASH ACCOUNTS	\$.00	.00	.00	.00	80.00	\$80.00-	\$.00	\$80.00-

BRADFORD BOARD OF EDUCATION

FINANCIAL REPORT BY FUND (With fund totals)

1-Apr-2019
Page 3

MDECA CREATED (FINJOU)

*** NOTE!! ONLY ACTIVE ACCOUNTS HAVE BEEN SELECTED, TOTALS MAY EXCLUDE AMOUNTS THAT ARE RELATED TO INACTIVE ACCOUNTS. ***

	BEGINNING BALANCE	MTD RECEIPTS	FYTD RECEIPTS	MTD EXPENDITURES	FYTD EXPENDITURES	AVAILABLE BALANCE	TOTAL ENCUMBERED	TOTAL UNENCUMBERED BALANCE
TOT 005:	\$91,719.10	24,583.32	172,703.47	23,168.79	175,827.15	\$88,595.42	\$28,535.50	\$60,059.92
=====								

** FUND 007 **								

9000 UNCLAIMED FUNDS	\$489.73	.00	.00	.00	.00	\$489.73	\$.00	\$489.73
9900 BRADFORD FIRE & RESCUE SCHOLARSHIP	\$500.00-	500.00	500.00	.00	500.00	\$500.00-	\$.00	\$500.00-
9901 CREIGLOW SCHOLARSHIP FUND	\$1,000.00	.00	.00	.00	250.00	\$750.00	\$750.00	\$.00
9902 BLESSED DIRECTION INC. SCHOLARSHIP	\$5,500.00	3,500.00	3,500.00	.00	2,000.00	\$7,000.00	\$5,500.00	\$1,500.00
9903 MAX WEAVER SCHOLARSHIP FUND	\$500.00	.00	.00	.00	.00	\$500.00	\$.00	\$500.00
9905 CHAD NOLAN SCHOLARSHIP/MISC	\$3,250.00-	.00	.00	.00	1,000.00	\$4,250.00-	\$.00	\$4,250.00-
9906 COVINGTON EAGLES SCHOLARSHIP FUND	\$3,774.62	1,000.00	1,000.00	.00	500.00	\$4,274.62	\$750.00	\$3,524.62
9907 PEPSI AND COCA-COLA SCHOLARSHIP FUNDS	\$2,500.00	.00	.00	.00	.00	\$2,500.00	\$500.00	\$2,000.00
9908 RICHARD "DICK" HARMON SCHOLARSHIP FUND	\$25,500.00	.00	.00	.00	2,500.00	\$23,000.00	\$.00	\$23,000.00
9909 VERNON LINDEMAN LINEMAN SCHOLARSHIP	\$1,000.00	.00	.00	.00	.00	\$1,000.00	\$1,000.00	\$.00
9910 AAA SCHOLARSHIP FUND	\$.00	.00	.00	.00	.00	\$.00	\$.00	\$.00
9911 RAY PRUITT SCHOLARSHIP FUND	\$.00	.00	.00	.00	.00	\$.00	\$.00	\$.00
9912 HAROLD MARKER SCHOLARSHIP FUND	\$2,000.00	.00	2,000.00	.00	2,000.00	\$2,000.00	\$2,000.00	\$.00
9913 Covington Savings and Loan Scholarship	\$.00	500.00	500.00	.00	.00	\$500.00	\$.00	\$500.00
9996 PRODUCTION PAINT FINISHERS GRANT/SPECIAL TRUS	\$4,007.99-	4,000.00	12,000.00	1,000.00-	2,000.00	\$5,992.01	\$1,000.00	\$4,992.01

MDECA CREATED (FINJOU)

*** NOTE!! ONLY ACTIVE ACCOUNTS HAVE BEEN SELECTED, TOTALS MAY EXCLUDE AMOUNTS THAT ARE RELATED TO INACTIVE ACCOUNTS. ***

BEGINNING BALANCE	MTD RECEIPTS	FYTD RECEIPTS	MTD EXPENDITURES	FYTD EXPENDITURES	AVAILABLE BALANCE	TOTAL ENCUMBERED	TOTAL UNENCUMB BALANCE
TOT 007: \$34,566.36	9,500.00	19,500.00	1,000.00	10,750.00	\$43,256.36	\$11,500.00	\$31,756.36

** FUND 006 **							

0000 MADE KINDERGARTEN	22.49	183.96	.00	.00	\$10,480.78	\$.00	\$10,480.78
\$10,296.82							
9202 BEARD ENDOWMENT	96.69	791.03	.00	.00	\$45,069.45	\$2,000.00	\$43,069.45
\$44,279.42							
TOT 008: \$54,575.24	119.18	974.99	.00	.00	\$55,550.23	\$2,000.00	\$53,550.23

** FUND 010 **							

0000 CLASSROOM FACILITIES	.00	.00	.00	.00	\$.00	\$.00	\$.00
\$.00							
TOT 010: \$.00	.00	.00	.00	.00	\$.00	\$.00	\$.00

** FUND 016 **							

9110 PRINCIPAL FUND - ELEMENTARY	.00	3,718.81	705.48	7,647.25	\$11,405.75	\$4,878.69	\$6,527.06
\$15,334.19							
9113 ELEMENTARY PRINCIPAL -BOX TOPS	.00	479.70	10.85	445.66	\$13,250.32	\$695.82	\$12,354.50
\$13,216.28							
9130 HIGH SCHOOL PRINCIPAL FUND	145.00	2,711.21	127.00	1,878.30	\$3,430.11	\$767.45	\$2,662.66
\$2,597.20							
9131 HIGH SCHOOL PRINCIPAL (AFTER PROM) FUND	.00	.00	.00	.00	\$250.00	\$.00	\$250.00
\$250.00							

FINANCIAL REPORT BY FUND (With fund totals)

BRADFORD BOARD OF EDUCATION

MDECA CREATED (FINJOU)
*** NOTE!! ONLY ACTIVE ACCOUNTS HAVE BEEN SELECTED, TOTALS MAY EXCLUDE AMOUNTS THAT ARE RELATED TO INACTIVE ACCOUNTS. ***

	BEGINNING BALANCE	MTD RECEIPTS	FYTD RECEIPTS	MTD EXPENDITURES	FYTD EXPENDITURES	AVAILABLE BALANCE	TOTAL ENCUMBERED	TOTAL UNENCUMBERED BALANCE
9222 HIGH SCHOOL PRINCIPAL FUND LIBRARY	\$2,186.00	.00	.00	.00	.00	\$2,186.00	\$.00	\$2,186.00
TOT 018:	\$93,585.67	145.00	6,909.72	843.33	9,971.21	\$90,524.18	\$5,541.96	\$23,982.22
=====								

** FUND 019 **								

0000 OTHER GRANT								
9001 SHOPA KIDS IN NEED FOUNDATION GRANT	\$.00	.00	2.65	.00	.00	\$2.65	\$.00	\$2.65
9003 MIAMI COUNTY FOUNDATION-FEELING GOOD MILE HIG	\$.35	.00	.00	.00	.00	\$.35	\$.00	\$.35
9004 RADIO & TEL NEWS DIRECTORS FOUND MEDIA TECH	\$1.84	.00	.00	.00	.00	\$1.84	\$.00	\$1.84
9005 ECO GARDEN GRANT MIAMI COUNTY PARK DISTRICT	\$174.02	.00	.00	.00	.00	\$174.02	\$.00	\$174.02
9007 REED - VALEDICTORIAN/MEMORIAL	\$500.00	.00	.00	.00	.00	\$500.00	\$.00	\$500.00
9008 MIAMI COUNTY FOUNDATION ECO GARDEN GRANT	\$309.58	.00	.00	.00	.00	\$309.58	\$.00	\$309.58
9009 ELEMENTARY ART - TROY FOUNDATION	\$3.75	.00	.00	.00	.00	\$3.75	\$.00	\$3.75
9011 MIAMI COUNTY FOUNDATION ALL ABCARD PROGRAM	\$12.91	.00	.00	.00	.00	\$12.91	\$.00	\$12.91
9012 MAC GRANT	\$102.22	.00	.00	.00	.00	\$102.22	\$.00	\$102.22
9015 MIAMI COUNTY FOUNDATION ELEMENTARY GRANT	\$1,093.18	.00	.00	.00	.00	\$1,093.18	\$.00	\$1,093.18
9017 EAGLES-COVINGTON DONATION	\$20.25	.00	.00	.00	.00	\$20.25	\$.00	\$20.25
9018 MIAMI COUNTY FOUNDATION-ART DISCOVERY CAMP	\$5,927.64	.00	.00	.00	.00	\$5,927.64	\$.00	\$5,927.64
9019 MIAMI COUNTY FOUNDATION FALL/ELE HEALTH	\$512.62	.00	.00	.00	.00	\$512.62	\$.00	\$512.62
9021 TROY FOUNDATION FIELD TRIP GRANT	\$.00	7,000.00	.00	.00	.00	\$7,000.00	\$.00	\$7,000.00
9022 MISCELLANEOUS FIELD TRIP GRANTS	\$.00	.00	.00	.00	.00	\$.00	\$.00	\$.00
9023 VIVIAN RUSSELL KINDERGARTEN FUND	\$758.76	.00	.00	.00	.00	\$758.76	\$.00	\$758.76
	\$57.87	.00	.00	.00	.00	\$57.87	\$.00	\$57.87

MDECA CREATED (FINJOU)

*** NOTE:!! ONLY ACTIVE ACCOUNTS HAVE BEEN SELECTED, TOTALS MAY EXCLUDE AMOUNTS THAT ARE RELATED TO INACTIVE ACCOUNTS. ***

	BEGINNING BALANCE	MTD RECEIPTS	FYTD RECEIPTS	MTD EXPENDITURES	FYTD EXPENDITURES	AVAILABLE BALANCE	TOTAL ENCUMBERED	TOTAL UNENCUMB BALANCE
9024 ANNA BIER ART GRANT	\$593.99	.00	400.00	.00	.00	\$993.99	\$492.90	\$501.09
9025 COMMUNITY BLOOD CENTER GRANT	.00	.00	.00	.00	.00	\$0.00	\$0.00	\$0.00
9026 BELIEVE IN OHIO GRANT	\$67.65	.00	.00	.00	.00	\$67.65	\$0.00	\$67.65
9027 TRI-COUNTY BOARD OF REC AND MENTAL HEALTH GRA	.00	.00	.00	.00	.00	\$0.00	\$0.00	\$0.00
9131 MIAMI COUNTY FOUNDATION SEMI-ANNUAL GRANT	\$1,560.54	.00	14,040.00	3,339.60	12,348.06	\$3,252.48	\$0.00	\$3,252.48
9132 OTHER GRANT RENAISSANCE	.00	.00	.00	.00	.00	\$0.00	\$0.00	\$0.00
9181 MIAMI COUNTY PARKS - GIZMOS GRANT	\$2,200.00	.00	.00	.00	2,195.00	\$5.00	\$0.00	\$5.00
9182 Miami County Parks-7th Growth Mindsets	\$1,750.00	.00	.00	.00	1,750.00	\$0.00	\$0.00	\$0.00
9191 MIAMI CO FOUNDATION-PHONES/RADIOS	.00	.00	.00	.00	.00	\$0.00	\$0.00	\$0.00
9192 MIAMI CO FOUNDATION-FRENCH HORNS	.00	.00	.00	.00	.00	\$0.00	\$0.00	\$0.00
9193 MIAMI CO FOUNDATION-CAMERAS	.00	.00	.00	.00	.00	\$0.00	\$0.00	\$0.00
9222 OTHER GRANT LIBRARY	\$10.00	.00	.00	.00	.00	\$10.00	\$0.00	\$10.00
9230 OTHER GRANT	\$150.00	.00	.00	.00	.00	\$150.00	\$0.00	\$150.00
9410 GRANT FROM DARKE COUNTY FOUNDATION	.00	.00	1,100.00	.00	.00	\$1,100.00	\$0.00	\$1,100.00
9517 OTHER GRANT	\$6,400.00	.00	.00	.00	.00	\$6,400.00	\$0.00	\$6,400.00
TOT 019:	\$22,207.17	.00	22,542.85	3,339.60	16,293.06	\$28,456.96	\$492.90	\$27,964.06

** FUND 022 **

0000 OHSAH TOURNAMENT ACCOUNTS
9718 DISTRICT AGENCY

.00
.00
\$399.54
\$1,015.85

MDECA CREATED (FINJOU)

*** NOTE!!! ONLY ACTIVE ACCOUNTS HAVE BEEN SELECTED, TOTALS MAY EXCLUDE AMOUNTS THAT ARE RELATED TO INACTIVE ACCOUNTS. ***

BEGINNING BALANCE	MTD RECEIPTS	FYTD RECEIPTS	MTD EXPENDITURES	FYTD EXPENDITURES	AVAILABLE BALANCE	TOTAL ENCUMBERED	TOTAL UNENCUMBERED BALANCE
TOT 022: \$1,439.50	.00	.00	.00	24.11	\$1,415.39	\$0.00	\$1,415.39

** FUND 034 **							

0000 CLASSROOM FACILITY MAINTENANCE		18,971.30	199.51	342.68	\$458,953.25	\$0.00	\$458,953.25
\$440,324.63							

9045 MAINTENANCE FUND DELINQUENCIES		469.26	.00	.00	\$1,065.27	\$0.00	\$1,065.27
\$596.01							
TOT 034: \$440,920.64	10,881.88	19,440.56	199.51	342.68	\$460,018.52	\$0.00	\$460,018.52

** FUND 200 **							

9000 MULTIPLE DISABILITIES CLASS		.00	102.50	327.52	\$2,550.87	\$2.36	\$2,548.51
\$2,499.44							
9015 CLASS OF 2015		.00	.00	.00	\$0.00	\$0.00	\$0.00
\$0.00							
9016 CLASS OF 2016		.00	.00	.00	\$0.00	\$0.00	\$0.00
\$0.00							
9017 CLASS OF 2017		.00	.00	.00	\$0.00	\$0.00	\$0.00
\$0.00							
9018 CLASS OF 2018		.00	.00	308.56	\$0.00	\$0.00	\$0.00
\$908.56							
9019 CLASS OF 2019		2,411.00	648.00	2,755.80	\$1,272.54	\$201.42	\$1,071.12
\$1,617.34							
9020 CLASS OF 2020		1,853.58	484.75	1,344.33	\$1,527.40	\$1,524.72	\$2.68
\$1,018.15							
9021 CLASS OF 2021		1,791.32	.00	935.00	\$2,258.37	\$0.00	\$2,258.37
\$1,402.05							
9022 CLASS OF 2022		.00	.00	364.00	\$431.51	\$0.00	\$431.51
\$0.00							
9119 POWER OF THE PEN		.00	.00	.00	\$280.00	\$0.00	\$280.00
\$280.00							
9128 SPANISH CLUB		410.00	.00	174.63	\$264.10	\$777.03	\$512.93-
\$28.73							

MDECA CREATED (FINJOU)

*** NOTE!! ONLY ACTIVE ACCOUNTS HAVE BEEN SELECTED, TOTALS MAY EXCLUDE AMOUNTS THAT ARE RELATED TO INACTIVE ACCOUNTS. ***

	BEGINNING BALANCE	MTD RECEIPTS	FYTD RECEIPTS	MTD EXPENDITURES	FYTD EXPENDITURES	AVAILABLE BALANCE	TOTAL ENCUMBERED	TOTAL UNENCUMB BALANCE
9130 MUSE MACHINE	\$2,001.22	.00	.00	.00	.00	\$2,001.22	\$992.98	\$1,008.24
9131 DRAMA CLUB	\$6,099.49	.00	.00	.00	.00	\$6,099.49	\$0.00	\$6,099.49
9132 RENAISSANCE	\$0.00	.00	.00	.00	.00	\$0.00	\$0.00	\$0.00
9133 GLEE CLUB	\$368.65	.00	.00	.00	.00	\$368.65	\$0.00	\$368.65
9320 HIGH SCHOOL FAMILY & CONSUMER SCIENCE	\$0.00	.00	.00	.00	.00	\$0.00	\$0.00	\$0.00
9330 FUTURE FARMERS OF AMERICA	\$4,751.01	800.00	16,146.88	896.92	15,345.47	\$5,552.42	\$1,778.38	\$3,774.04
9400 HIGH SCHOOL MUSIC DEPARTMENT	\$571.12	.00	2,220.40	1,865.95	2,108.19	\$683.33	\$7.00	\$676.33
9610 ELEMENTARY STUDENT COUNCIL	\$648.32	.00	.00	.00	134.76	\$513.56	\$65.24	\$448.32
9630 HIGH SCHOOL STUDENT COUNCIL	\$1,179.06	.00	3,115.00	.00	2,596.06	\$1,698.00	\$137.87	\$1,560.13
9680 YEARBOOK	\$6,529.26	95.00	4,765.50	74.25	5,093.84	\$6,200.92	\$3,371.16	\$2,829.76
9710 NATIONAL HONOR SOCIETY	\$321.27-	.00	105.00	.00	.00	\$216.27-	\$0.00	\$216.27-
TOT 200:	\$28,981.13	1,015.00	33,993.14	4,072.37	31,488.16	\$31,486.11	\$6,858.16	\$22,627.95

** FUND 300 **

9001 HIGH SCHOOL ART	\$721.58	.00	.00	.00	.00	\$721.58	\$0.00	\$721.58
9002 WASHINGTON DC TRIP - 8TH GRADE	\$8,441.78	36,550.00	46,076.09	.00	18,816.00	\$35,701.87	\$35,700.00	\$1.87
9004 MEDIA-TECH CLASS	\$5.57	.00	.00	.00	.00	\$5.57	\$0.00	\$5.57
9190 ROADER BALLOONS	\$0.00	.00	.00	.00	.00	\$0.00	\$0.00	\$0.00
9500 ATHLETIC DIRECTOR	\$13,873.18	456.00	75,625.71	3,346.04	46,590.57	\$43,008.32	\$25,235.65	\$17,772.67
9501 ATHLETIC DIRECTOR FSN	\$750.00	.00	.00	.00	.00	\$750.00	\$0.00	\$750.00

FINANCIAL REPORT BY FUND (With Fund Totals)

BRADFORD BOARD OF EDUCATION

MDECA CREATED (FINJOU)

*** NOTE!! ONLY ACTIVE ACCOUNTS HAVE BEEN SELECTED, TOTALS MAY EXCLUDE AMOUNTS THAT ARE RELATED TO INACTIVE ACCOUNTS. ***

BEGINNING BALANCE	MTD RECEIPTS	FYTD RECEIPTS	MTD EXPENDITURES	FYTD EXPENDITURES	AVAILABLE BALANCE	TOTAL ENCUMBERED	TOTAL UNENCUMBERED BALANCE
TOT 300:	\$23,892.11	37,006.00	121,701.80	3,346.04	65,406.57	\$80,187.34	\$60,935.65
TOT 451:	\$0.00	1,800.00	3,600.00	500.00	\$3,100.00	\$0.00	\$3,100.00

** FUND 451 **							

9216 FY16 DATA COMMUNICATIONS	.00	.00	.00	.00	.00	\$0.00	\$0.00
9217 FY17 DATA COMMUNICATIONS	.00	.00	.00	.00	.00	\$0.00	\$0.00
9218 FY18 DATA COMMUNICATIONS	.00	.00	.00	.00	.00	\$0.00	\$0.00
9819 FY19 DATA COMMUNICATIONS	1,800.00	3,600.00	500.00	500.00	\$3,100.00	\$0.00	\$3,100.00
TOT 451:	\$0.00	1,800.00	3,600.00	500.00	\$3,100.00	\$0.00	\$3,100.00

** FUND 499 **							

9209 GIFTED SUPPLEMENTAL FUNDS FY2009	.00	.00	.00	.00	.00	\$0.00	\$0.00
9210 SAFE ROUTES TO SCHOOL GRANT FY2010	.00	.00	.00	.00	.00	\$0.00	\$0.00
9211 MISC. STATE GRANT SCHOOL IMPR INCENT AWARD	.00	.00	.00	.00	.00	\$0.00	\$0.00
9214 OSFC SAFETY AND SECURITY GRANT	.00	.00	.00	.00	.00	\$0.00	\$0.00
9718 MISC. STATE GRANT	.00	147.50	147.50	147.50	\$0.00	\$0.00	\$0.00
9819 Ohio School Safety Grants	.00	2,570.75	2,570.75	.00	\$2,570.75	\$0.00	\$2,570.75
9909 ADVANCED ENERGY GRANT - OHIO DEPT OF DEVELOPM	.00	.00	.00	.00	.00	\$0.00	\$0.00

FINANCIAL REPORT BY FUND (with fund totals)

BRADFORD BOARD OF EDUCATION

MDECA CREATED (FINJOU) *** NOTE!! ONLY ACTIVE ACCOUNTS HAVE BEEN SELECTED, TOTALS MAY EXCLUDE AMOUNTS THAT ARE RELATED TO INACTIVE ACCOUNTS. ***

BEGINNING BALANCE	MTD RECEIPTS	FYTD RECEIPTS	MTD EXPENDITURES	FYTD EXPENDITURES	AVAILABLE BALANCE	TOTAL ENCUMBERED	TOTAL UNENCUMBERED BALANCE
TOT 499: \$.00	.00	2,718.25	.00	147.50	\$2,570.75	\$.00	\$2,570.75
=====							

** FUND 504 **							

0000 ED JOBS FUND	.00	.00	.00	.00	\$.00	\$.00	\$.00
TOT 504:	.00	.00	.00	.00	\$.00	\$.00	\$.00
=====							

** FUND 506 **							

0000 RACE TO THE TOP FEDERAL FUNDS	.00	.00	.00	.00	\$.00	\$.00	\$.00
TOT 506:	.00	.00	.00	.00	\$.00	\$.00	\$.00
=====							

** FUND 516 **							

0000 IDEA PART B	.00	.00	.00	.00	\$.00	\$.00	\$.00
9017 IDEA PART B	.00	.00	.00	.00	\$.00	\$.00	\$.00
9018 IDEA PART B	.00	.00	.00	.00	\$.00	\$.00	\$.00
9209 IDEA B SPECIAL ED FY2009 FLOWTHRU	.00	.00	.00	.00	\$.00	\$.00	\$.00
9210 IDEA B SPECIAL ED FY2010	.00	.00	.00	.00	\$.00	\$.00	\$.00

MDECA CREATED (FINJOU)

*** NOTE:!! ONLY ACTIVE ACCOUNTS HAVE BEEN SELECTED, TOTALS MAY EXCLUDE AMOUNTS THAT ARE RELATED TO INACTIVE ACCOUNTS. ***

BEGINNING BALANCE	MTD RECEIPTS	FYTD RECEIPTS	MTD EXPENDITURES	FYTD EXPENDITURES	AVAILABLE BALANCE	TOTAL ENCUMBERED	TOTAL UNENCUMBERED BALANCE
9211 IDEA B SPECIAL ED FY2011	.00	.00	.00	.00	\$.00	\$.00	\$.00
9212 IDEA B SPECIAL ED FY2012	.00	.00	.00	.00	\$.00	\$.00	\$.00
9213 IDEA B SPECIAL ED FY2013	.00	.00	.00	.00	\$.00	\$.00	\$.00
9214 IDEA B SPECIAL ED FY2014	.00	.00	.00	.00	\$.00	\$.00	\$.00
9215 IDEA B SPECIAL ED FY2015	.00	.00	.00	.00	\$.00	\$.00	\$.00
9216 IDEA B SPECIAL ED FY2016	.00	.00	.00	.00	\$.00	\$.00	\$.00
9217 IDEA B SPECIAL ED FY2017	.00	.00	.00	.00	\$.00	\$.00	\$.00
932N SPECIAL ED - ARRA STIMULUS	.00	.00	.00	.00	\$.00	\$.00	\$.00
932O SPECIAL ED - ARRA STIMULUS	.00	.00	.00	.00	\$.00	\$.00	\$.00
9718 IDEA PART B	.00	.00	.00	.00	\$.00	\$.00	\$.00
9819 TITLE 6B GRANT FOR 2018-2019	.00	.00	.00	.00	\$.00	\$.00	\$.00
TOT 516:	.00	.00	.00	.00	\$.00	\$.00	\$.00

** FUND 532 **

932N STATE FISCAL STABILIZATION FUND (SFSF) STIMUL

\$.00 .00 .00 .00 .00 \$.00 \$.00 \$.00

932O STATE FISCAL STABILIZATION FUND (SFSF) STIMUL

\$.00 .00 .00 .00 .00 \$.00 \$.00 \$.00

TOT 532:

\$.00 .00 .00 .00 .00 \$.00 \$.00 \$.00

** FUND 533 **

MDECA CREATED (FINJOU)

*** NOTE! ONLY ACTIVE ACCOUNTS HAVE BEEN SELECTED, TOTALS MAY EXCLUDE AMOUNTS THAT ARE RELATED TO INACTIVE ACCOUNTS. ***

BEGINNING BALANCE	MTD RECEIPTS	FYTD RECEIPTS	MTD EXPENDITURES	FYTD EXPENDITURES	AVAILABLE BALANCE	TOTAL ENCUMBERED	TOTAL UNENCUMBER BALANCE
9210 TITLE II-TECH FY2010	.00	.00	.00	.00	\$.00	\$.00	\$.00
9211 TITLE II-TECH FY2011	.00	.00	.00	.00	\$.00	\$.00	\$.00
9212 TITLE II-D TECH FY2012	.00	.00	.00	.00	\$.00	\$.00	\$.00
TOT 583:	.00	.00	.00	.00	\$.00	\$.00	\$.00
=====							

** FUND 572 **							

0000 TITLE I	\$148.94	336.90	.00	.00	\$485.84	\$.00	\$485.84
9209 TITLE I DISADVANTAGED YOUTH FY2009	.00	.00	.00	.00	\$.00	\$.00	\$.00
9210 TITLE I DISADVANTAGED YOUTH FY2010	.00	.00	.00	.00	\$.00	\$.00	\$.00
9211 TITLE I DISADVANTAGED YOUTH FY2011	.00	.00	.00	.00	\$.00	\$.00	\$.00
9213 TITLE I DISADVANTAGES YOUTH FY2013	.00	.00	.00	.00	\$.00	\$.00	\$.00
9214 TITLE I DISADVANTAGED YOUTH FY2014	.00	.00	.00	.00	\$.00	\$.00	\$.00
9215 TITLE I DISADVANTAGED YOUTH FY2015	.00	.00	.00	.00	\$.00	\$.00	\$.00
9216 TITLE I DISADVANTAGE YOUTH FY16	.00	.00	.00	.00	\$.00	\$.00	\$.00
9217 TITLE I DISADVANTAGED YOUTH FY17	.00	.00	.00	.00	\$.00	\$.00	\$.00
9218 TITLE I DISADVANTAGED YOUTH FY18	.00	.00	.00	.00	\$.00	\$.00	\$.00
932N TITLE I STIMULUS FY2010	.00	.00	.00	.00	\$.00	\$.00	\$.00
932O TITLE I STIMULUS FY2011	.00	.00	.00	.00	\$.00	\$.00	\$.00
9718 TITLE I DISADVANTAGES YOUTH FY18	.00	.00	.00	.00	\$.00	\$.00	\$.00
9819 TITLE ONE 2018-2019 SCHOOL YEAR	.00	136,635.83	18,750.62	105,578.47	\$33,057.36	\$79.29	\$32,978.07

FINANCIAL REPORT BY FUND (with fund totals)

BRADFORD BOARD OF EDUCATION

MDECA CREATED (FINJOU)

*** NOTE!! ONLY ACTIVE ACCOUNTS HAVE BEEN SELECTED, TOTALS MAY EXCLUDE AMOUNTS THAT ARE RELATED TO INACTIVE ACCOUNTS. ***

	BEGINNING BALANCE	MTD RECEIPTS	FYTD RECEIPTS	MTD EXPENDITURES	FYTD EXPENDITURES	AVAILABLE BALANCE	TOTAL ENCUMBERED	TOTAL UNENCUMB BALANCE
TOT 572:	\$148.94	.00	138,972.73	18,750.62	105,578.47	\$33,543.20	\$79.29	\$33,463.91
=====								

** FUND 573 **								

9209 TITLE V FY2009	\$.00	.00	.00	.00	.00	\$.00	\$.00	\$.00
TOT 573:	\$.00	.00	.00	.00	.00	\$.00	\$.00	\$.00
=====								

** FUND 584 **								

9209 SAFE AND DRUG FREE FY2009	\$.00	.00	.00	.00	.00	\$.00	\$.00	\$.00
9210 SAFE AND DRUG FREE FY2010	\$.00	.00	.00	.00	.00	\$.00	\$.00	\$.00
TOT 584:	\$.00	.00	.00	.00	.00	\$.00	\$.00	\$.00
=====								

** FUND 587 **								

9017 PRESCHOOL MONIES	\$.00	.00	.00	.00	.00	\$.00	\$.00	\$.00
9018 PRESCHOOL MONIES	\$.00	.00	.00	.00	.00	\$.00	\$.00	\$.00
9209 IDEA PRESCHOOL SPEC ED FY2009 FLOWTHRU	\$.00	.00	.00	.00	.00	\$.00	\$.00	\$.00
9210 IDEA PRESCHOOL SPEC ED FY2010	\$.00	.00	.00	.00	.00	\$.00	\$.00	\$.00

MDECA CREATED (FINJOU)

*** NOTE!! ONLY ACTIVE ACCOUNTS HAVE BEEN SELECTED, TOTALS MAY EXCLUDE AMOUNTS THAT ARE RELATED TO INACTIVE ACCOUNTS. ***

BEGINNING BALANCE	MTD RECEIPTS	FYTD RECEIPTS	MTD EXPENDITURES	FYTD EXPENDITURES	AVAILABLE BALANCE	TOTAL ENCUMBERED	TOTAL UNENCUMBER BALANCE
9211 IDEA PRESCHOOL SPEC ED FY2011	\$.00	.00	.00	.00	\$.00	\$.00	\$.00
9212 IDEA PRESCHOOL SPEC ED FY2012	\$.00	.00	.00	.00	\$.00	\$.00	\$.00
9213 IDEA PRESCHOOL SPEC ED FY2013	\$.00	.00	.00	.00	\$.00	\$.00	\$.00
9214 IDEA PRESCHOOL SPEC ED FY2013	\$.00	.00	.00	.00	\$.00	\$.00	\$.00
9215 IDEA PRESCHOOL SPEC ED FY2015	\$.00	.00	.00	.00	\$.00	\$.00	\$.00
9216 IDEA PRESCHOOL SPEC ED FY2016	\$.00	.00	.00	.00	\$.00	\$.00	\$.00
9217 IDEA PRESCHOOL SPEC ED FY2017	\$.00	.00	.00	.00	\$.00	\$.00	\$.00
932N IDEA B FY2010 STIMULUS	\$.00	.00	.00	.00	\$.00	\$.00	\$.00
932O IDEA B FY2011 STIMULUS	\$.00	.00	.00	.00	\$.00	\$.00	\$.00
9718 IDEA	\$.00	.00	.00	.00	\$.00	\$.00	\$.00
9819 PRESCHOOL GRANT FOR 2018-2019	\$.00	.00	.00	.00	\$.00	\$.00	\$.00
TOT 587:	\$.00	.00	.00	.00	\$.00	\$.00	\$.00

** FUND 590 **

9014 IMPROVING TEACHER QUALITY FY14	\$.00	.00	.00	.00	\$.00	\$.00	\$.00
9209 IMPROVING TEACHER QUALITY FY2009	\$.00	.00	.00	.00	\$.00	\$.00	\$.00
9210 IMPROVING TEACHER QUALITY FY2010	\$.00	.00	.00	.00	\$.00	\$.00	\$.00
9211 IMPROVING TEACHER QUALITY FY2011	\$.00	.00	.00	.00	\$.00	\$.00	\$.00
9212 IMPROVING TEACHER QUALITY FY2012	\$.00	.00	.00	.00	\$.00	\$.00	\$.00
9213 IMPROVING TEACHER QUALITY FY2013	\$.00	.00	.00	.00	\$.00	\$.00	\$.00
9214 IMPROVING TEACHER QUALITY FY2014	\$.00	.00	.00	.00	\$.00	\$.00	\$.00

MDECA CREATED (FINLOU)

*** NOTE! ONLY ACTIVE ACCOUNTS HAVE BEEN SELECTED, TOTALS MAY EXCLUDE AMOUNTS THAT ARE RELATED TO INACTIVE ACCOUNTS. ***

BEGINNING BALANCE	MTD RECEIPTS	FYTD RECEIPTS	MTD EXPENDITURES	FYTD EXPENDITURES	AVAILABLE BALANCE	TOTAL ENCUMBERED	TOTAL UNENCUMBERED BALANCE
9215 IMPROVING TEACHER QUALITY FY2015							
\$.00	.00	.00	.00	.00	\$.00	\$.00	\$.00
9216 IMPROVING TEACHER QUALITY FY2016							
\$.00	.00	.00	.00	.00	\$.00	\$.00	\$.00
9217 IMPROVING TEACHER QUALITY FY2017							
\$.00	.00	.00	.00	.00	\$.00	\$.00	\$.00
9218 IMPROVING TEACHER QUALITY FY18							
\$.00	.00	.00	.00	.00	\$.00	\$.00	\$.00
9718 IMPROVING TEACHER QUALITY FY2018							
\$.00	.00	.00	.00	.00	\$.00	\$.00	\$.00
9819 TITLE IIA FOR THE 2018-2019 SCHOOL YEAR							
\$.00	14,631.10	14,631.10	.00	.00	\$14,631.10	\$.00	\$14,631.10
TOT 590:	.00	14,631.10	.00	.00	\$14,631.10	\$.00	\$14,631.10

** FUND 599 **

0000 OTHER MISC FEDERAL GRANTS							
\$15.73	.00	35.58	.00	.00	\$51.31	\$.00	\$51.31
9118 MISC. FED. GRANT							
\$.00	.00	65,061.15	.00	65,132.75	\$71.60-	\$12.90	\$84.50-
9119 MISC. FED. GRANT							
\$.00	.00	.00	10,748.90	35,167.49	\$95,167.49-	\$1,887.22	\$37,054.71-
9199 GRANT SMALL RURAL SCHOOL GRANTS							
\$.00	.00	47,684.00	.00	23,847.00	\$24,037.00	\$50.00	\$23,987.00
9299 TITLE II-D FY2009							
\$.00	.00	.00	.00	.00	\$.00	\$.00	\$.00
9210 TITLE II-D FY2010							
\$.00	.00	.00	.00	.00	\$.00	\$.00	\$.00
9718 MISC. FED. GRANT							
\$.00	.00	8,116.00	.00	8,116.00	\$.00	\$.00	\$.00
9819 TITLE IV FOR THE 2018-2019 SCHOOL YEAR							
\$.00	.00	.00	.00	.00	\$.00	\$.00	\$.00
9909 REAP FY2009 FEDERAL GRANT							
\$.00	.00	.00	.00	.00	\$.00	\$.00	\$.00
9910 REAP FY2010							
\$.00	.00	.00	.00	.00	\$.00	\$.00	\$.00
9911 REAP FY2011							
\$.00	.00	.00	.00	.00	\$.00	\$.00	\$.00
9912 REAP FY2012							
\$.00	.00	.00	.00	.00	\$.00	\$.00	\$.00

MDECA CREATED (FIN/IOU)

*** NOTE!! ONLY ACTIVE ACCOUNTS HAVE BEEN SELECTED, TOTALS MAY EXCLUDE AMOUNTS THAT ARE RELATED TO INACTIVE ACCOUNTS. ***

	BEGINNING BALANCE	MTD RECEIPTS	FYTD RECEIPTS	MTD EXPENDITURES	FYTD EXPENDITURES	AVAILABLE BALANCE	TOTAL ENCUMBERED	TOTAL UNENCUMBERED BALANCE
9913 REAP FY2013	\$.00	.00	.00	.00	.00	\$.00	\$.00	\$.00
9914 REAP FY2014	\$.00	.00	.00	.00	.00	\$.00	\$.00	\$.00
9915 REAP FY2105	\$.00	.00	.00	.00	.00	\$.00	\$.00	\$.00
9916 REAP FY2016	\$.00	.00	.00	.00	.00	\$.00	\$.00	\$.00
9917 REAP FY2017	\$2,535.00	.00	.00	.00	2,535.00	\$.00	\$.00	\$.00
9918 REAP FY2018	\$12,973.50	.00	16,222.00	.00	4,884.00	\$24,311.50	\$100.00	\$24,211.50
TOT 599:	\$15,524.23	.00	137,318.73	10,748.90	139,682.24	\$13,160.72	\$2,050.12	\$11,110.60

GRAND TOTALS:

\$7,300,069.27 1,105,063.31 6,546,002.57 748,170.54 5,684,611.08 \$8,161,460.76 \$921,246.64 \$7,240,214.12

*** NOTE!! ONLY ACTIVE ACCOUNTS HAVE BEEN SELECTED, TOTALS MAY EXCLUDE AMOUNTS THAT ARE RELATED TO INACTIVE ACCOUNTS. ***

BRADFORD BOARD OF EDUCATION
 APPROPRIATION COMPLIANCE VERIFICATION
 Based On Expendable Amount
 Summary Report By Fund

FUND	DESCRIPTION	BEGIN CASH	REVSUM TOTAL	APPSUM TOTAL	CASH+REVS-APPS	ACTUAL FYTD RECEIPT
Total Fund 001	GENERAL	5,940,415.63	7,052,477.00	8,418,952.97	4,573,939.66	5,751,978.73
Total Fund 002	BOND RETIREMENT	170,889.65	104,127.00	124,997.29	150,019.36	99,016.50
Total Fund 003	PERMANENT IMPROVEMENT	441,263.90	0.00	20,000.00	431,263.90	0.00
Total Fund 006	FOOD SERVICE	91,719.10	251,130.00	287,563.76	55,265.84	172,703.47
Total Fund 007	SPECIAL TRUST	34,506.36	5,500.00	24,750.00	15,256.36	19,500.00
Total Fund 008	ENDOWMENT	54,576.24	980.00	3,000.00	52,556.24	974.99
Total Fund 010	CLASSROOM FACILITIES	0.00	0.00	0.00	0.00	0.00
Total Fund 018	PUBLIC SCHOOL SUPPORT	33,585.67	13,977.00	27,583.84	19,978.83	6,909.72
Total Fund 019	OTHER GRANT	22,207.17	21,440.00	21,526.46	22,120.71	22,542.85
Total Fund 020	SPECIAL ENTERPRISE FUND	0.00	0.00	0.00	0.00	0.00
Total Fund 022	DISTRICT AGENCY	1,439.50	4,825.00	3,809.11	2,455.99	0.00
Total Fund 034	CLASSROOM FACILITIES MAINT.	440,920.64	44,911.00	36,405.00	449,426.64	19,440.56
Total Fund 200	STUDENT MANAGED ACTIVITY	28,981.13	42,823.00	44,740.70	27,063.43	33,993.14
Total Fund 300	DISTRICT MANAGED ACTIVITY	23,892.11	144,361.00	146,549.79	21,703.32	121,701.80
Total Fund 416	TEACHER DEVELOPMENT	0.00	0.00	0.00	0.00	0.00
Total Fund 432	MANAGEMENT INFORMATION SYSTEM	0.00	0.00	0.00	0.00	0.00
Total Fund 450	SCHOOLNET EQUIP/INFRASTRUCTURE	0.00	0.00	0.00	0.00	0.00
Total Fund 451	DATA COMMUNICATION FUND	0.00	3,600.00	3,600.00	0.00	3,600.00
Total Fund 452	SCHOOLNET PROFESS. DEVELOPMENT	0.00	0.00	0.00	0.00	0.00
Total Fund 454	* Invalid fund per the blue book	0.00	0.00	0.00	0.00	0.00
Total Fund 458	* Invalid fund per the blue book	0.00	0.00	0.00	0.00	0.00
Total Fund 459	OHIO READS	0.00	0.00	0.00	0.00	0.00
Total Fund 460	SUMMER INTERVENTION	0.00	0.00	0.00	0.00	0.00
Total Fund 499	MISCELLANEOUS STATE GRANT FUND	0.00	0.00	0.00	0.00	0.00
Total Fund 504	* Invalid fund per the blue book	0.00	0.00	0.00	0.00	2,718.25
Total Fund 506	RACE TO THE TOP	0.00	0.00	0.00	0.00	0.00
Total Fund 516	IDEA PART B GRANTS	0.00	105,121.58	0.00	105,121.58	0.00
Total Fund 532	* Invalid fund per the blue book	0.00	0.00	0.00	0.00	0.00
Total Fund 533	TITLE II D - TECHNOLOGY	0.00	0.00	0.00	0.00	0.00
Total Fund 572	TITLE I DISADVANTAGED CHILDREN	148.94	133,623.92	133,623.92	148.94	138,972.73
Total Fund 573	TITLE V INNOVATIVE EDUC PGM	0.00	0.00	0.00	0.00	0.00
Total Fund 584	DRUG FREE SCHOOL GRANT FUND	0.00	0.00	0.00	0.00	0.00
Total Fund 587	IDEA PRESCHOOL-HANDICAPPED	0.00	776.71	0.00	776.71	0.00
Total Fund 590	IMPROVING TEACHER QUALITY	0.00	18,120.09	18,120.09	0.00	14,631.10
Total Fund 599	MISCELLANEOUS FED. GRANT FUND	15,524.23	209,515.32	187,155.96	37,883.59	137,318.73

Grand Totals: 7,300,069.27 9,157,308.62 9,502,398.89 5,954,979.00 6,546,002.57

DATE: 04/01/19
TIME: 14:18

BALANCE CHECK REPORT
BRADFORD BOARD OF EDUCATION

PAGE 1
(BALCHK)

ALL FUNDS

CASH ACCOUNTS	748,170.54	APPROP ACCOUNTS	748,170.54
MONTH TO DATE EXPENDITURES			
BUDGET ACCOUNTS	748,170.54		

CASH ACCOUNTS	1,767,860.36	APPROP ACCOUNTS	1,767,860.36
YEAR TO DATE EXPENDITURES			
BUDGET ACCOUNTS	1,767,860.36		

CASH ACCOUNTS	5,684,611.08	APPROP ACCOUNTS	5,684,611.08
FISCAL YR TO DATE EXPENDITURES			
BUDGET ACCOUNTS	5,684,611.08		

CASH ACCOUNTS	657,456.86	APPROP ACCOUNTS	657,456.86
PROJECT YR TO DATE EXPENDITURES			
BUDGET ACCOUNTS	657,456.86		

CASH ACCOUNTS	1,105,063.31	REVENUE ACCOUNTS	1,105,063.31
MONTH TO DATE REVENUE			
REVENUE ACCOUNTS	1,105,063.31		

CASH ACCOUNTS	2,382,658.54	REVENUE ACCOUNTS	2,382,658.54
YEAR TO DATE REVENUE			
REVENUE ACCOUNTS	2,382,658.54		

CASH ACCOUNTS	6,546,002.57	REVENUE ACCOUNTS	6,546,002.57
FISCAL YR TO DATE REVENUE			
REVENUE ACCOUNTS	6,546,002.57		

CASH ACCOUNTS	665,272.98	REVENUE ACCOUNTS	665,272.98
PROJECT YR TO DATE REVENUE			
REVENUE ACCOUNTS	665,272.98		

DATE: 04/01/19

TIME: 14:18

BALANCE CHECK REPORT

BRADFORD BOARD OF EDUCATION

PAGE 2

(BALCHK)

ALL FUNDS

OPEN P. O. FILE	921,246.64	APPROP ACCOUNTS	921,246.64
		REVENUE ACCOUNTS	32,000.00
		REVENUE ACCOUNTS	32,000.00
		REVENUE ACCOUNTS	161,695.50

Date: 4/01/19

N E G A T I V E B U D G E T R E P O R T
Processing Month: March 2019
BRADFORD BOARD OF EDUCATION

Page: 1
(NEGBUD)

Obj	Sec	Subject	Opu	II	Job	Account Description	FYTD Budget	MTD Expended	FYTD Expended	Current Encumbered	Unencumbered Balance
Fund: 001 Func: 7410											
001 7410											
921	0000	000000	000	00	000	ADVANCES OUT	.00	32,000.00	140,897.00	.00	140,897.00-
** Fund 001 Sec 0000 Totals							.00	32,000.00	140,897.00	.00	140,897.00-
300 7420											
922	9002	000000	000	00	000	DISTRICT MANAGED ACT REPAYMEN	.00	.00	10,000.00	.00	10,000.00-
** Fund 300 Sec 9002 Totals							.00	.00	10,000.00	.00	10,000.00-
499 7420											
922	9718	000000	000	00	000	MISCELLANEOUS STATE GRANT FOR	.00	.00	147.50	.00	147.50-
** Fund 499 Sec 9718 Totals							.00	.00	147.50	.00	147.50-
599 7420											
922	9718	000000	000	00	000	TITLE IV GRANT 2018	.00	.00	8,116.00	.00	8,116.00-
** Fund 599 Sec 9718 Totals							.00	.00	8,116.00	.00	8,116.00-
599 7420											
922	9917	000000	000	00	000	MISC. FED. GRANT REPAYMENT RE	.00	.00	2,535.00	.00	2,535.00-
** Fund 599 Sec 9917 Totals							.00	.00	2,535.00	.00	2,535.00-
Grand Total All Funds							.00	32,000.00	161,695.50	.00	161,695.50-